



EYFS Science

Provision Curriculum

Key

Adult led Activity



Child initiated







EYFS Science Provision Curriculum






Key
 Adult led Activity
 Child initiated

<u>Three and Four Year olds</u>	Objective	Adult Led Activity Examples	Continuous Provision Examples/ Child initiated
Communication and language	Understand 'why' questions, like: "Why do you think the caterpillar got so fat?" Use a wider range of vocabulary	Adult led questioning about what children might notice within stories or their environments. For example, 'Why is the moon out? What does this tell you?', 'Why did the Caterpillar have a stomach ache?'	Possible story - <i>The Very Hungry Caterpillar</i> Story Sack 'Can you talk about the story with a friend using the props?' 
Personal Social Development	Be increasingly independent in meeting their own care needs. Make healthy choices about food, drink, activity and tooth brushing. Know about healthy choices for their body	Sorting activity— Children to sort food and drink into healthy, unhealthy and 'just a little of'. Adult to offer questions to further children's understanding. E.g. 'What would happen if I ate too much chocolate?'	Dentist Roleplay table Gym Roleplay Story - <i>The Large Family A piece of cake</i>  




EYFS Science Provision Curriculum

<u>Three and Four Year olds</u>	Objective	Adult Led Activity Examples	Continuous Provision Examples/ Child initiated
Understanding the World	Use all their senses in hands-on exploration of natural materials.	Adult to hide objects inside a box and describe to the child what it feels like. Can the children then do the same? Can they guess what it is?	<p>Encourage loose parts play with natural materials. Can they describe what it looks like? Feels like? Children to make collections of natural materials to explore/talk about and describe.</p> <p>Use the story 'We're Going on a Bear Hunt' to explore the different terrains/textures/senses</p> <div style="display: flex; justify-content: space-around;">   </div>
	Explore collections of materials with similar and/or different properties.	Sorting activity with an adult - using a range of materials e.g. felt, foil, silk, aluminium can they discuss the properties of each item? Put all the waterproof items together. Put all the heavy items together etc.	<p>Exploring Recycling</p> <p>Exploring materials and use them to make textured pictures</p> <div style="display: flex; justify-content: space-around;">   </div>




EYFS Science Provision Curriculum

<u>Three and Four Year olds</u>	Objective	Adult Led Activity Examples	Continuous Provision Examples/ Child initiated
Understanding the World	Talk about what they see, using a wide vocabulary.	<p>Introduce WOW Words weekly to develop children's vocabulary.</p> <p>Model how to use WOW words in everyday conversation and to describe objects</p>	<p>Themed talking tables with interesting photos and items relevant to the time of year. For example, Hull fair table top, Christmas table, Easter table, Autumn Table, Halloween table.</p> <p>Talk about what they have seen on a seasons walk</p> <div style="display: flex; justify-content: space-around;">   </div>
	Talk about what they see, using a wide range of vocabulary	Model observing and investigative skills "I wonder if..." Link to the environment and what they have seen/heard/smelt/touched/tasted	<p>Magnifying glasses/large and small - looking at different objects and posing questions/pondering over what they see.</p> <p>Use magnets (with adult supervision) to explore and think about 'I wonder if...'</p> <div style="text-align: right;">  </div>




EYFS Science Provision Curriculum

<u>Three and Four Year olds</u>	Objective	Adult Led Activity Examples	Continuous Provision Examples/ Child initiated
Understanding the World	<p>Explore how things work.</p> <p>Explore and talk about different forces they can feel</p>	<p>Adult to offer suggestions and pose 'I wonder..' questions during Continuous Provision.</p>	<p>Range of different moving objects e.g. vehicles, pulleys, magnets and cogs</p> <p>Explore floating and sinking</p> 
	<p>Understand how things grow and stay alive</p> <p>Plant seeds and care for growing plants</p>	<p>Plant seeds, flowers, plants, fruit, vegetables together and observe and care for growing plants.</p> <p>Talk about what we need to do to care for plants</p>	<p>Observational drawings of plants.</p> <p>Observe decay of fruit/ plants/ flowers</p> 
	<p>Understand the key features of the life cycle of a plant and an animal.</p> <p>Begin to understand the need to respect and care for the natural world and all living things</p>	<p>Read stories together such as;</p> <p>The Tiny Seed</p> <p>The Crunching Munching Caterpillar</p> <p>The Very Hungry Caterpillar</p>	<p>Story sack table tops of life cycle stories.</p> <p>Jigsaws of life cycles.</p> <p>Observe mini-beasts outdoors</p> <p>Care for chicks/caterpillars/frog spawn etc.</p> 





EYFS Science Provision Curriculum

<u>Reception</u>	Objective	Adult Led Activity Examples	Continuous Provision Examples/ Child initiated
Communication and language	Learn new vocabulary. Ask questions to find out more and to check what has been said to them.	Introduce WOW Words weekly to develop children's vocabulary. Encourage questioning to find out more. Model using new WOW words in everyday speech	Themed talking tables with interesting photos and items relevant to the time of year. For example, Hull fair table top, Christmas table, Easter table, Autumn Table, Halloween table. 
	Articulate their ideas and thoughts in well-formed sentences.	Use stem sentences in science areas/during experiments.	When the I noticed As we watered the plant ... I noticed that it...
	Describe events in some detail. Use talk to work out problems and organise thinking and activities.	Sequence and label science experiments/activities. Encourage them to use new language when describing	Investigation Station. Curiosity cube 
	Explain how things work and why they might happen	Talk the children through everyday things explaining what is happening.	Beebot: Can the children Program the Beebot and explain what will happen? 



EYFS Science Provision Curriculum

<u>Reception</u>	Objective	Adult Led Activity Examples	Continuous Provision Examples/ Child initiated
Personal and Social development	<p>Know and talk about the different factors that support their overall health and wellbeing:</p> <ul style="list-style-type: none"> • regular physical activity • healthy eating • Toothbrushing • sensible amounts of 'screen time' • having a good sleep routine • being a safe pedestrian 	<ul style="list-style-type: none"> • PE—Notice the effect that exercise has on their bodies. • Discussions about screen time • Sorting activity— Children to sort food and drink into healthy, unhealthy and 'just a little of'. Adult to offer questions to further children's understanding. E.g. 'What would happen if I ate too much chocolate?' • Talk about good routines for bedtime and sleeping • Walk around the local area for road safety 	<p>Dentist Roleplay table</p> <p>Gym Roleplay</p> <p>Outdoor construction</p> <p>Road outdoors to practice safety</p> <div style="display: flex; flex-direction: column; align-items: center;">    </div>



EYFS Science Provision Curriculum

<u>Reception</u>	Objective	Adult Led Activity Examples	Continuous Provision Examples/ Child initiated
<p>Understanding the World</p>	<p>Explore the natural world around them</p> <p>Understand the effect of changing seasons on the natural world around them.</p> <p>Describe what they see, hear and feel while they are outside.</p>	<p>Seasonal learning walks - visit to east park?</p> <p>Sorting items into seasons e.g. trees with no leaves, brown leaves, green leaves etc.</p>	<p>Seasonal exploration areas. E.g. Autumn, winter, summer spring.</p> <div style="display: flex; justify-content: space-around;">   </div>
	<p>Recognise some environments that are different to the one in which they live.</p>	<p>Look at range of different countries on google maps</p> <p>Look at environments/habits for different animals—talk about where they live/what they need to survive and how to care for them.</p> <p>Texts: Superworm/ Munching Crunching Caterpillar/ Busy Bee/ Lazy Ladybird</p>	<p>Sorting animals into habitats</p> <p>Creating habitats for creatures - such as a wormery/ bug hotel etc. Read the story Superworm/Munching Crunching Caterpillar/ Busy Bee</p> <div style="display: flex; justify-content: space-around;">   </div>

EYFS Science Provision Curriculum

<u>ELG</u>		Objective	Adult Led Activity Examples	Continuous Provision Examples/ Child initiated
Communication and language	Listening, Attending and Understanding	Make comments about what they have heard and ask questions to clarify their understanding	Conduct plenty of science experiments throughout the year encouraging children to make observations, comments and ask questions.	<p>Slime making, playdough making, mud kitchen.</p> <p>Cooking/baking and observing and commenting on the changes to the ingredients</p> 
	Managing Self	Manage their own basic hygiene and personal needs, including dressing going to the toilet and understanding the importance of healthy food choices	<p>Sorting activity - food and drink</p> <p>Make observations of pupils at lunchtime - can they manage their dinner/ make choices on what they want to eat etc?</p>	<p>Dressing after PE</p> <p>Bathing and dressing dolls</p> <p>Make a packed lunch that demonstrates healthy choices</p> 

EYFS Science Provision Curriculum

<u>ELG</u>		Objective	Adult Led Activity Examples	Continuous Provision Examples/ Child initiated
Understanding the World	The Natural World	Explore the natural world around them, making observations and drawing pictures of animals and plants	<p>Going on Nature walks</p> <p>Modelling how to draw plants and animals - bring in plants and flowers for observation</p> <p>Visits to farms/garden centres</p>	<p>Observational tables</p> <p>Drawing what they see and making observations using acquired language.</p> 
Understanding the World	The Natural World	Know some similarities and differences between the natural world around them and contrasting environments, drawing on their experiences and what has been read in class.	<p>Discuss how places in books are different to where they live.</p> <p>Texts:</p> <p>Penguin small</p> <p>The snail and the whale</p> <p>Here we are</p> <p>Up, Up, Up</p>	<p>Match animals to different habitats - describe those habitats</p> <p>Talk about their environment./ community and the difference they see</p> <p>Where do different animals live?</p> 
Understanding the World	The Natural World	Understand some important processes and changes in the natural world around them, including the seasons and changing states of matter.	Discuss natural changes e.g. floods/ seasons/ day and night etc.	<p>Create pictures of trees in each season</p> <p>Match the festivals to the season</p> <p>Melt chocolate and ice</p> <p>How can you help the animals to escape the ice?</p>