
















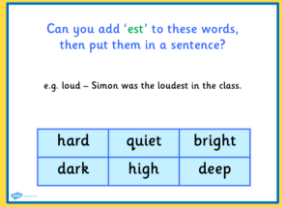



Year 1 Week beginning 6th July 2020	Phonics	Writing Handwriting and Spellings	Maths	Topic	Reading
<p>Monday</p>	<p>Identifying sounds on the sound mats.</p> <p>This week we are going to have a Phase 5 revisit. The booklet will be put on SeeSaw and please complete a few activities each day.</p>  <p>Play Picnic on Pluto - Phase 5</p>	<p><u>Suffixes – s and es</u></p>  <p>Go through the PowerPoint on SeeSaw and then complete the activity on there for today.</p> <p>Practice letter writing – choose your own letters based your child’s writing today.</p> <p>Practice spelling – the seven days of the week, don’t forget those capital letters.</p>	<p>Starter – Practice counting forwards and backwards to 50.</p> <p>White Rose Online Maths Week beginning 22nd June</p> <p>Click the picture below to be taken to the website each day</p> <p><u>Lesson 1 – Counting to 100.</u></p>  <p>Watch the video and then you can find the worksheet on Seesaw to complete.</p> <p>Play an online Maths game of your choice.</p>	<p>Geography – Where do I live?</p> <p>Use the picture of Hull and make a list of both Human and Physical features that you can see.</p> <p>Physical are natural features.</p> <p>Human are features that have been built/made.</p> 	<p>Read ‘A pet tortoise’ on the Oxford Owl Website.</p> <p>Click the picture below to be taken to the book each day</p>  <p>Look at the front cover and make a prediction of the book.</p> <p>Do you think this book will be fiction or non-fiction? What makes you think that?</p> <p>Read the green and red words.</p> <p>Read the book and discuss with your child how the house has changed.</p>

<p>Tuesday</p>	<p>Identifying sounds on the sound mats.</p> <p>Phase 5 revisit</p>  <p>Play <u>Buried Treasure</u> – Phase 5 https://www.phonicsplay.co.uk/BuriedTreasure2.html</p>	<p><u>Suffixes - ing</u></p> <div data-bbox="734 268 981 451" style="border: 1px solid black; padding: 5px;"> <p>Can you add 'ing' to these words, then put them in a sentence?</p> <p>e.g. walk – I am walking to the shops.</p> <table border="1" style="margin-left: auto; margin-right: auto;"> <tr> <td>stick</td> <td>pick</td> <td>pour</td> </tr> <tr> <td>sing</td> <td>play</td> <td>say</td> </tr> </table> </div> <p>Read the PowerPoint all about suffixes on SeeSaw and complete the activity based on adding 'ing' to words. You will need to use a pencil with paper for this activity.</p> <p>Practice letter writing – choose your own letters based your child's writing today.</p> <p>Practice spelling – numbers as words up to 10.</p>	stick	pick	pour	sing	play	say	<p>Starter – Practice counting forwards within 100.</p> <p>White Rose Online Maths Week beginning 22nd June <u>Lesson 2 – Partitioning numbers.</u></p>  <p>Watch the video and then you can find the worksheet on Seesaw to complete.</p> <p>Play an online Maths game of your choice.</p>	<p>Science – Seasonal Change</p> <p>Make your own Season wheel using a paper plate. Don't worry, if you don't have a paper plate then a circle piece of paper will be fine.</p> 	<p>Read 'A pet tortoise' on the Oxford Owl Website.</p>  <p>Read the words and sounds at the beginning of the book.</p> <p>Read the book to an adult or sibling.</p> <p>Answer the questions on Page 11.</p>
stick	pick	pour									
sing	play	say									
<p>Wednesday</p>	<p>Flashcards with Ruth Miskin on Youtube https://www.youtube.com/channel/UCo7fbLgY2oA_cFCI9GdxtQ/videos</p> <p>Phase 5 revisit</p>	<p><u>Suffixes – ed</u></p> <div data-bbox="734 1090 981 1281" style="border: 1px solid black; padding: 5px;"> <p>Can you add 'ed' to these words, then put them in a sentence?</p> <p>e.g. walk – I walked to the shops.</p> <table border="1" style="margin-left: auto; margin-right: auto;"> <tr> <td>lick</td> <td>listen</td> <td>watch</td> </tr> <tr> <td>bang</td> <td>play</td> <td>sprint</td> </tr> </table> </div> <p>Read the PowerPoint all about suffixes on SeeSaw and complete the</p>	lick	listen	watch	bang	play	sprint	<p>Starter – Practice counting backwards within 100.</p> <p>White Rose Online Maths Week beginning 22nd June <u>Lesson 3 – Comparing numbers.</u></p>	<p>Science - Animals including Humans revision pack.</p> <p>Complete the pack on SeeSaw, this might take more than one afternoon so please complete it at your own pace.</p>	<p>Read 'Blackbirds' on the Oxford Owl Website.</p>  <p>Make a prediction on the story prior to reading.</p>
lick	listen	watch									
bang	play	sprint									

	 <p>Phase 5 Phonics Activity Booklet</p> <p>Play Alien Escape – Phase 4 (recap) https://www.phonicsbloom.com/uk/game/alien-escape?phase=4</p>	<p>activity based on adding 'ed' to words. You will need to use a pencil with paper for this activity.</p> <p>Practice letter writing – choose your own letters based your child's writing today.</p> <p>Practice spelling – numbers as words from 10 to 20.</p>	 <p>Watch the video and then you can find the worksheet on Seesaw to complete.</p> <p>Play an online Maths game of your choice.</p>		<p>Read the green and red words at the beginning of the book.</p> <p>Read this book with support from an adult (if needed) and discuss the story throughout.</p>
<p>Thursday</p>	<p>Flashcards with Ruth Miskin on Youtube https://www.youtube.com/channel/UCo7fbLgY2oA_cFCI9GdxtQ/videos</p> <p>Phase 5 revisit</p>	<p><u>Suffixes – er</u></p>  <p>Read the PowerPoint all about suffixes on SeeSaw and complete the activity based on adding 'er' to words. You will need to use a pencil with paper for this activity.</p>	<p>Starter – Practice writing down number bonds to 20.</p> <p>White Rose Online Maths Week beginning 22nd June <u>Lesson 4 – Comparing numbers (2).</u></p>  <p>Watch the video and then you can find the</p>	<p>Art – Space themed</p> <p>Paint your very own picture of Space.</p> <p>If you have tin foil then allow your child(ren) to use a piece of tin foil as paper for a fantastic effect.</p>	<p>Read 'Blackbirds' on the Oxford Owl Website.</p>  <p>Read the story to an adult or sibling (independently).</p> <p>Answer the questions on page 17.</p>

	 <p>Phase 5 Phonics Activity Booklet</p> <p>Name _____</p>  <p>Play Yes/No Yeti https://www.phonicsbloom.com/uk/game/yes-no-yeti?phase=5</p>	<p>Practice letter writing – choose your own letters based your child’s writing today.</p> <p>Practice spelling – numbers as words from 10 to 20.</p>	<p>worksheet on Seesaw to complete.</p> <p>Play an online Maths game of your choice.</p>		<p>Discuss what the story was about and draw your favourite part.</p>						
<p>Friday</p>	<p>Watch Alphablocks – you choose!</p>  <p>Phase 5 revisit</p>  <p>Phase 5 Phonics Activity Booklet</p> <p>Name _____</p>  <p>Play a game of your choice on Phonics Bloom.</p>	<p><u>Suffixes – est</u></p>  <p>Can you add 'est' to these words, then put them in a sentence?</p> <p>e.g. loud – Simon was the loudest in the class.</p> <table border="1" data-bbox="770 826 981 884"> <tr> <td>hard</td> <td>quiet</td> <td>bright</td> </tr> <tr> <td>dark</td> <td>high</td> <td>deep</td> </tr> </table> <p>Read the PowerPoint all about suffixes on SeeSaw and complete the activity based on adding ‘est’ to words. You will need to use a pencil with paper for this activity.</p> <p>Practice letter writing – choose your own letters based your child’s writing today.</p>	hard	quiet	bright	dark	high	deep	<p>Starter – Practice counting forwards and backwards within 100. Here is a video we like to do in class. https://www.youtube.com/watch?v=v82X6XhsQhs</p> <p>White Rose Online Maths Week beginning 22nd June <u>Friday Maths Challenge</u></p>  <p>Find the challenge on Seesaw.</p>	<p>Extra play time with time to catch up on any tasks you didn’t manage to complete this week.</p>	<p>You choose! Read either a story book, a book on Oxford Owl or a chapter book and then discuss the book with an adult.</p>
hard	quiet	bright									
dark	high	deep									




Have a quick spelling check of the spellings given this week – how many can you spell correctly?


Play an online Maths game of your choice.

*All worksheets mentioned in this pack can be found on the activities section on Seesaw. Your child(ren) can open these, edit it on an electronic devise and send it back to me for me to comment on. Alternatively, you could print these off Seesaw or simply complete them on paper with a pencil and send me pictures via the messaging function. *

Phase 2 Sound Mat



Phase 3 Sound Mat



Phase 5 Sound Mat

