





# Literacy ideas based on




## “Pirates and Mermaids”

- <https://www.youtube.com/watch?v=Vd8Y1bEzA8> (We will put the link on SeeSaw too)
- Listen to the story and enjoy talking about your favourite parts!
- Who was your favourite character in the story? Talk about why you like this character. Draw a picture of your favourite character.
- This is a very funny story! Talk about which bit made you laugh the most!
- Design an amazing new pirate character to be in the book. Give your pirate a great ‘piratey’ name.
- Make some pirate puppets and act out the story. Put some videos on seesaw so we can see your amazing show!
- Make a treasure map. Draw and write a map to show some of the things you have included. Have a real treasure hunt in your garden. Can someone in your family follow the map to find the treasure?!
- Make a list of what would be in your treasure chest!





# Literacy ideas based on



## “Pirates and Mermaids”

- Watch the film ‘The Little Mermaid’ with your family, or watch some clips if you don’t have access to the film.
- Talk about your favourite parts of the story.
- Design a new mermaid character. What would you call her?
- Dress up as a pirate or mermaid for the day. Can you act out your own story, show or play in your costume. You could show this to your family. Please let us see some of it on seesaw too!
- Make a mermaid or pirate poster. Can you write some words on your poster?

Have fun!



# Phonics Ideas

## Phonics play website

- Complete some games from the Phonics Play website
- Phase 1 <https://www.phonicsplay.co.uk/resources/phase/1>
- Phase 2 <https://www.phonicsplay.co.uk/resources/phase/2>

PhonicsPlay

(when working within phase 2 choose *s a t p i n* letters if given an option)

- Username: *march20*  
Password: *home*



## Instrumental sounds

- Listen to this amazing orchestra play <https://www.youtube.com/watch?v=TI P7pnZrJs>
- I think you will recognize the tune! What instruments can you see and hear? How are the people playing the instruments?
- Do you have any instruments in your house. Can you play them loudly, can you play them quietly?
- Can you make a musical instrument? Explain to another person how you play your home made instrument. Put on a show!



# Phonics Ideas

## Rhythm and rhyme

- Sing your favourite nursery rhymes

<https://www.youtube.com/watch?v=lzcRd4TuYg>

What rhyming words can you hear?

- Playing a rhyming pairs game gather a range of items from around your house.
- Eg. A clock and a sock, a cat and a hat, etc

## s a t p i n activities

- Play Kims game with **s a t p i n** objects (put out objects of the same letters sound, take one away, what is missing?)
- Use the letters sounds to build CVC words (words with 3 sounds) eg **p - a - n** (make cards with letters on for this activity)
- Go on a pirate letter hunt. Write some letters onto card or paper and hide in the house or garden. Can they find the sounds. If they can tell something that begins with the sound they can swap it for treasure (coins or small sweets would work well!)



# Phonics ideas

## Word reading activities

- Use the words your child already has, if your child has not got any words focus on the other activities instead.
- Go on a pirate word treasure hunt in your garden or house. Every word they find and read they could swap for some real treasure (use coins or small sweets).

- Use your word cards to build sentences, put an object or picture at the end to complete your sentences.


Eg. I can see the



- Make a sea monster to feed your words to when you read them.



your words to



Just a quick reminder to try to model and use cursive letter formation whenever possible with your child, especially when writing their name. We always start each letter on the line and 'scoop up' If you need any support with this please let us know as we are more than happy to help.



# Maths ideas based on Mermaids and Pirates

- Can you count how many underpants you own?
- Maybe count them as you help take the clean washing out of the washing machine or whilst you help put them away.
- Go on an underpants hunt. Can you find 5 pants or maybe you want a challenge: can you find 10 and put them in a row whilst counting them one at a time.
- Whilst helping with the washing you could also sort the pants into different piles. Maybe by colour or by size (adults in one pile and yours in another).
- Play hide and seek but pretend you are pirates. Can one person give you instruction to find everyone? (if you don't have enough people you could always hide an object). Work on understanding key words such as 'inside', 'in', 'on', 'under', 'behind' and 'in front'.
- Watch the story again, how many underpants can you count?



# Maths ideas based on Mermaids and Pirates

- Put 1-5 or 5-10 objects into a treasure chest (any box) close your eyes and an adult will take  $x$  amount out and you (the child) will need to see how many are left. Look first and see if you can see and then count one by one to see if you are right.
- Watch '10 little fishes' song on you tube and send us videos of you joining in with the singing.
- <https://www.youtube.com/watch?v=dg0cQtVisLw>
- Can you draw 1-5 fish or 5-10 fish on a piece of paper?
- What would happen if we add 1 more or took 1 away? Talk about more and less.
- Can you draw a mermaids tail and make a repeated pattern?
- Maybe one dot of yellow paint then a dot of red and back to yellow again. Send them to us through seesaw. We would love to see them all.



# Creative ideas for the topic

- Collect some different shells and maybe try to paint them so they are fit for a mermaids home.
- Can you build a sandcastle? Maybe use shells or stones for the windows. Be careful though it may fall down!
- Make some play dough. Can you shape it into a mermaids tail? Or maybe a pirate ship? You could even make both with some fish.
- On a piece of paper can you design your own pair of underpants? Make them colourful and jazzy and then send them into us through see saw.
- If you have a very old pair of pants you could redesign them for a teddy to wear. So maybe paint them a different colour or stick some gems on them you could even write your teddy bear's name on them.
- When you are outside on your daily walk you could practice walking the plank. How well can you balance?
- Can you make a mermaids necklace? Just thread some beads or pasta shapes onto some string. You could then paint the beads or pasta shapes your favourite colours.





# Creative ideas for the topic

- Make a telescope from an old kitchen roll tube, maybe paint it your favourite colour and then play 'I spy' with your family.
- Make a treasure chest from an old shoe box. You could make yours sparkly or bright and colourful. We would love to see what you make so send us photographs.
- Make a mermaid or pirate den in the garden.
- If you can, plan a treasure hunt with an adult and help to make clues for someone else in your family to follow. You could even ask an adult to make you a treasure hunt to go on.
- You could, with adult help try eating some coconut. Look at where coconuts are grown and how pirates used to visit islands to bury their treasure. Maybe this was a snack they used to eat.



# KUW ideas for the topic

- Can you make a pirate ship that floats? What could you use? (You could use junk modelling bits and bobs) Can you put a toy person in it? Will it still float. How many toy people can you put in before it sinks?
- Investigate floating and sinking. Gather a group of small objects from around the home. Talk about whether you think they will float or sink.
- Make a mermaid collage picture using a range of textured materials. Perhaps a tin foil tail, or woollen hair? Talk about what the different material looks and feels like. What words can you use?
- Think about the oceans and seas from around the world. What creatures can you find in the sea. Can you draw some pictures and learn some new facts about all the different sea creatures. What is your favourite sea creature
- Make some pirate or mermaid buns. Help to measure and mix the ingredients. Perhaps the buns could have a ocean or treasure theme!



# KUW ideas for the topic

Make some playdough treasure!



- Follow the recipe-just add some glitter and sparkle!

