



Year 6 Home Learning
w/c 8th June 2020



	SPaG	Reading	Literacy	Maths	Topic/Science
Monday	<p><u>Grammar task</u></p> <p>https://www.bbc.co.uk/bitesize/topics/z62mnb/articles/zwwmf_cw</p> <p><u>Spelling activity</u></p> <p>- Complete the activity on Seesaw for the word occur.</p>	<p>Read chapter 3 - Mobilization of our Hidden Figures text. The text can be found below and on seesaw for you to read.</p>	<p>Our aim for the end of this unit of work is to write a character description on one of the main characters in the book 'Hidden Figures'.</p> <p>Today we are going to look at the main characters of the book Hidden Figures.</p> <p>The following link is a from the movie version of the book. This is the first time, as viewers, we meet the characters.</p> <p>https://www.youtube.com/watch?v=WIVZ1-ZdQ7k&list=PLW23PxNeb1-ENcjdG8ZwQklWoU57O-Sk</p> <p>Watch the clip three times. Each time focus on one of the characters. Write down everything that comes to your mind about the characters. Note what they are wearing, their personality, how they look, how they speak and anything else that comes to your mind.</p>	<p>https://whiterosemaths.com/homelearning/year-6/</p> <p><u>Week 6 Lesson 1 - Fractions to percentages</u></p> <p>Watch the video carefully to get the information and instructions. Then go to Seesaw and complete the task that is available for you.</p>	<p><u>Science- Light</u></p> <p>https://www.bbc.co.uk/bitesize/topics/zbssgk7/articles/z2s4xfr</p> <p>https://www.bbc.co.uk/bitesize/topics/zbssgk7/articles/zqdx82</p> <p>Have a look of the activities above. Watch the videos for both activities and then complete the challenges. Jot down the things that you find out- they will help you later in the week!</p>

Tuesday

Grammar task
<https://www.bbc.co.uk/bitesize/topics/zt62mnb/articles/z3jpk2p>



Spelling activity

Complete the activity on Seesaw for the word opportunity.

Today we are thinking about inference and the meaning of words in context. Complete the sheet which can be found below and on seesaw activities.

9.6.20

1. I can explain the meaning of words in context. 2a

2d. I can make inferences from the text and justify inferences with evidence

Chapter 3—Mobilization

1. Look at the paragraph beginning... "There was no escaping the heat during the summer of 1943..."

Explain why you think Camp Pickett's laundry boiler plant was exceptionally hot during the summer of 1943. Include at least one point that does not make reference to the weather outside.

2. The job at the plant was hard work. Give three examples of why the job was difficult for the women.

3. Why do you think the women felt that earning forty cents an hour "felt like a windfall"?

Today we are going to look at the most common way to describe something - using adjectives.

Look at/work through the powerpoint uploaded to Seesaw activities on adjectives.



If you are not using Seesaw activities you can click on the following link to watch a short clip.

<https://www.bbc.co.uk/bitesize/articles/zvnx8d6f>


Once you have done that, choose a member of your family to create a role on



<https://whiterosemaths.com/homelearning/year-6/>

Week 6 Lesson 2 - Equivalent FDP

Watch the video carefully to get the information and instructions. Then go to Seesaw and complete the task that is available for you.




Science- Light

<https://www.bbc.co.uk/bitesize/topics/zbssgk7/articles/z2s4xfr>

<https://www.bbc.co.uk/bitesize/topics/zbssgk7/articles/zqdx82>

Rewatch the videos that you looked at yesterday. Create a poster to summarise what you have learnt about light and its reflection. There is an example below of what you could do.

the wall (found on Seesaw activities and at the bottom of the page). Inside this role on the wall in a colour you are going to write ten adjectives that best describes them. Keep this role on the wall because you are going to need it in future lessons. Use the example below to help you.



Wednesday

Grammar Task
<https://www.bbc.co.uk/bitesize/topics/zt62mnb/articles/zt932nb>

Spelling activity
 Complete the activity on Seesaw for the

We are continuing to look at chapter 3 today and we are focussing on inference. Complete the sheet below or on seesaw activities.

Today you are going to focus similes and metaphors. Click on the following link to remind yourself what these descriptive techniques are.
<https://www.bbc.co.uk/bitesize/articles/zt4nybdm>
 Read the information and complete the tasks
 You are then going to go back to your role on the wall. You are to write two similes and two metaphors to describe the family

<https://whiterosemaths.com/homelearning/year-6/>
Week 6 Lesson 3 - Order
FDP
 Watch the video carefully to get the information and instructions. Then go to Seesaw and complete the task that is available for you.

Topic
 See information sheet below.
<https://www.bbc.co.uk/news/science-environment-52867494>
<https://www.bbc.co.uk/newsround/5252684>
 9

word
parliament.

10.6.20

2d.1 can make inferences from the text and justify inferences with evidence

Chapter 3—Mobilisation

1. Look at the picture on page 19. Write a short description of the working conditions the women faced using the text to evidence your answer.

2. Why do you think black teachers in Virginia earned 50 percent less than white public school teachers in Virginia?

3. "She knew that schooling was the best way to prepare her children to live in a world that would require more of them than white children, and hoped to give them less in return." What do you think Dorothy meant by that?

member you have chosen.
Use the example below to help you.

hair as white as snow
A simile compares two things using the words 'like' or 'as'.

The jewels in his crown were stars plucked from the night sky.
A metaphor compares two things without using the words 'like' or 'as'. It simply says that one thing is another.




Order FDP

1 Write the factors, decimals and percentages in ascending order.

2 Write $\frac{1}{4}$, $\frac{1}{2}$ or $\frac{3}{4}$ to complete the statements.

3 Use arrows to address the position of the factors, decimals and percentages on the number line.




Thursday

Grammar task-
<https://www.bbc.co.uk/bitesize/topics/zt62mnb/articles/zyq7x9>
4



Spelling activity
- Complete the activity on

Today we are focussing on retrieval. Read the chapter again carefully to learn about Dorothy Vaughan.
The sheet can be found below or on seesaw activities.

Today we are going to look at relative clause as this is an excellent way to add extra information to a sentence.
Click on the following link to remind you what a relative clause is.
<https://www.bbc.co.uk/bitesize/topics/zwwp8mn/articles/zt4qt>
Complete the following worksheet (found on Seesaw activities and at the bottom of the page) to test your knowledge of relative clauses.

<https://whiterosemaths.com/homelearning/year-6/>
Week 6 Lesson 4 - Percentage of an amount
Watch the video carefully to get the information and instructions. Then go to Seesaw and complete the task that is available for you.

Topic
See information sheet below.
<https://www.bbc.co.uk/news/science-environment-52867494>
<https://www.bbc.co.uk/newsround/5252684>
9

Seesaw for the word persuade.

11.6.20
2h. I can retrieve and record information I identify key details from non-fiction
Chapter 3—Mobilisation

1. Where was Dorothy Vaughan born?

2. Where was Dorothy born?

3. What important event happened when Dorothy was two years old?

4. How old was Dorothy when she and her family moved to West Virginia?

5. What does "abolitionist" mean? Use a dictionary or google to help.

6. Who sponsored Dorothy's scholarship to Wilberforce University?

7. What subject did Dorothy study at Wilberforce?

8. Why did Dorothy decide to become a teacher?

9. What did Dorothy do after her graduation in 1929?

can use a relative clause.

A) What is a relative pronoun? Circle all the relative pronouns.

who will then with those
while whose just than which
still stay that because as
when but where though whom

B) Underline the relative clause in each of these sentences.

1) Steve, who was my best friend, got shot.
2) The hills, which were covered in darkness, shielded us from the enemy.
3) My sergeant, whose bark is worse than his bite, is ready to call off the whole mission.
4) Germany, where I have been living for the past month, has become my image of hell.

D) Write 3 sentences of your own using a relative clause. Write a sentence for each main character of the film Hidden Figures:

Percentage of an amount 02

Use Bar's method to complete the calculations.

10% of 40 = 40% of 2,000 =
 30% of 800 = 40% of 4,000 =
 10% of 6,000 = 40% of 8,000 =

What do you notice about your answers?

1. Some children are asked to find 75% of 80

2. I will give 25% of my money to my 3

3. Use Bar's method to find 75% of 80

4. Use Bar's method to find 75% of 80



Friday

Grammar task
<https://www.bbc.co.uk/bitesize/topics/zt62mnb/articles/zt3mktv>
4



Spelling activity
Complete the activity on Seesaw for the word physical.

Today we are thinking about inference around the characters. Complete the sheet below or on seesaw activities.

Today, you will need your role on the wall from the beginning of the week. Using your knowledge from yesterday, you are going to create three sentences to add to your role on the wall. These sentences must include relative clauses. Remember your sentences must be based on the same family member.

<https://whiterosemaths.com/homelearning/year-6/>

Friday challenge

Watch the video carefully to get the information and instructions. Then go to Seesaw and complete the task that is available for you.

Topic
See information sheet below.
<https://www.bbc.co.uk/news/science-environment-52867494>
<https://www.bbc.co.uk/newsround/5252684>

9

2d.1 can make inferences from the text and justify inferences with evidence

Chapter 3—Mobilization

1. Why do you think Howard Vaughan "travelled south to hotels in Florida in the winter and north to hotels in upstate New York and Vermont in the summer?"

2. Why did World War II bring more job opportunities for the black women of the USA?

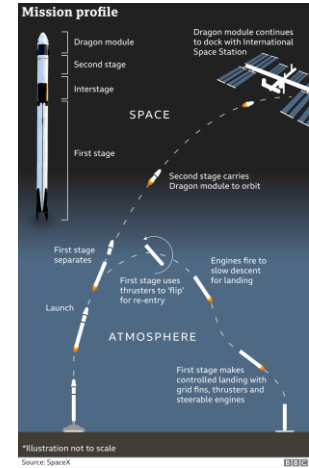
3. Why do you think Dorothy "assumed the bulletin was meant for the eyes of the whole mail-to-do students?"

4. What made Dorothy decide to fill out an application?

5. What do you think Dorothy may have thought about the two applications she sent off? Using the speech bubbles, write a thought for each.

Camp Picket Laundry

Langley mathematician



I can explain the meaning of words in context 2a

9.6.20

2d I can make inferences from the text and justify inferences with evidence

Chapter 3—Mobilization

1. Look at the paragraph beginning... 'There was no escaping the heat during the summer of 1943, ...'

Explain why you think Camp Pickett's laundry boiler plant was exceptionally hot during the summer of 1943. Include at least one point that does not make reference to the weather outside.

2. The job at the plant was hard work. Give three examples of why the job was difficult for the women.

3. Why do you think the women felt that earning forty cents an hour 'felt like a windfall?'

2d I can make inferences from the text and justify inferences with evidence

Chapter 3—Mobilization

1. Look at the picture on page 19. Write a short description of the working conditions the women faced using the text to evidence your answer.

2. Why do you think black teachers in Virginia earned 50 percent less than white public school teachers in Virginia?

3. 'She knew that schooling was the best way to prepare her children to live in a world that would require more of them than white children, and attempt to give them less in return.' What do you think Dorothy meant by this?

2b I can retrieve and record information / identify key details from non-fiction

Chapter 3—Mobilization

1. Where was Dorothy Vaughan born?

2. Where was Dorothy born?

3. What important event happened when Dorothy was two years old?

4. How old was Dorothy when she and her family moved to West Virginia?

5. What does 'valedictorian' mean? Use a dictionary or google to help.

6. Who sponsored Dorothy's scholarship to Wilberforce University?

7. What subject did Dorothy study at Wilberforce?

8. Why did Dorothy decide to become a teacher?

9. What did Dorothy do after her graduation in 1929?

2d I can make inferences from the text and justify inferences with evidence

Chapter 3—Mobilization

1. Why do you think Howard Vaughan 'travelled south to hotels in Florida in the winter and north to hotels in upstate New York and Vermont in the summer?'

2. Why did World War II bring more job opportunities for the black women of the USA?

3. Why do you think Dorothy 'assumed the bulletin was meant for the eyes of the white, well-to-do students?'

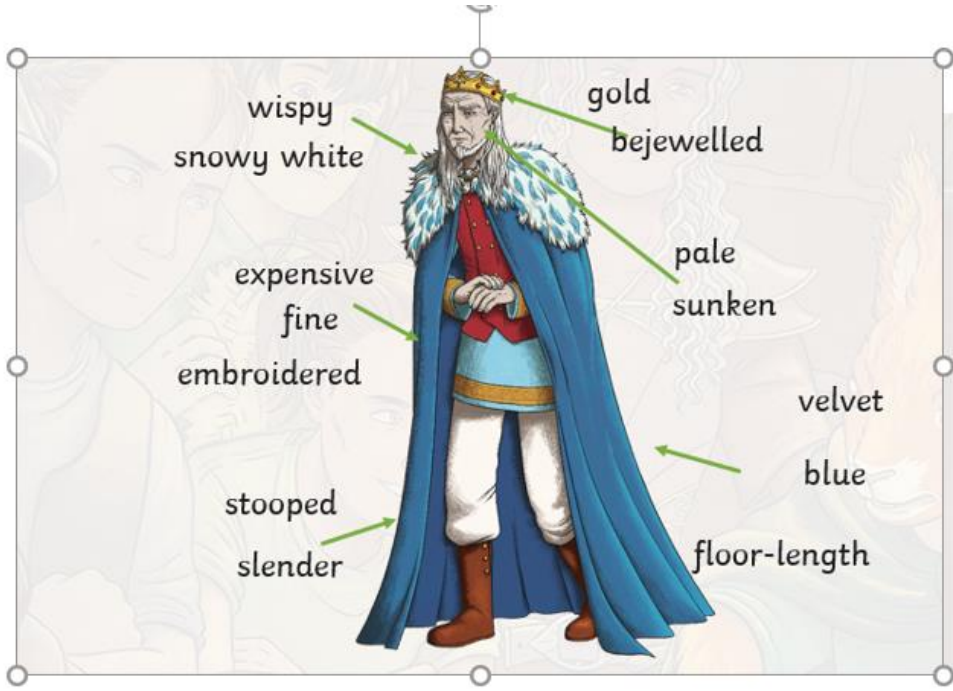
4. What made Dorothy decide to fill out an application?

5. What do you think Dorothy may have thought about the two applications she sent off? Using the speech bubbles, write a thought for each.

Camp Pickett Laundry

Langley mathematician






hair as white as snow

A **simile** compares two things using the words 'like' or 'as'.



The jewels in his crown were stars plucked from the night sky.

A **metaphor** compares two things without using the words 'like' or 'as'. It simply says that one thing is another.



I can use a relative clause.

A) What is a relative pronoun? Circle all the relative pronouns.

who will then with those
while whose just than which
still stay that because as
when but where though whom

B) Underline the relative clause in each of these sentences.

- 1) Steve, who was my best friend, got shot.
- 2) The hills, which were covered in darkness, shielded us from the enemy.
- 3) My sergeant, whose bark is worse than his bite, is ready to call off the whole mission.
- 4) Germany, where I have been living for the past month, has become my image of hell.

D) Write 3 sentences of your own using a relative clause. Write a sentence for each main character of the film Hidden Figures:

Topic information sheet

Over the past week there has been some big news in the Space Race! As many of you will have watched, a US rocket flew from America and docked with the ISS. This is the first time this has happened in 9 years! Create a presentation explaining what happened and why this is an important event. You can create your presentation using Powerpoint, make it on paper or film yourself explaining the key events. To start you off, I have included some links that can start off your research.

