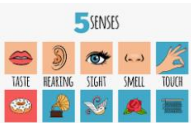













Year 1 Week beginning 8th June 2020	Phonics	Writing Handwriting and Spellings	Maths	Topic	Reading																								
<p><b>Monday</b></p>	<p>Identifying sounds on the sound mats.</p> <p>Reading words on the Speedy Reader.</p> <p>Reading and recognising the <b>ee</b> digraph.</p> <p>Complete the Phonics task on Seesaw</p> <p><b>Phase 3 Real and Nonsense Words - ee</b></p> <p>Can you spot which words are real and which are nonsense below? Fill in your key with a different colour for real words and nonsense words and then colour in the correct boxes below.</p> <table border="1" data-bbox="367 660 573 948"> <tr> <td colspan="2">Real Words <input type="checkbox"/></td> <td colspan="2">Nonsense Words <input type="checkbox"/></td> </tr> <tr> <td>bee</td> <td>geep</td> <td>deep</td> <td>yeep</td> </tr> <tr> <td>zeek</td> <td>see</td> <td>week</td> <td>zeesh</td> </tr> <tr> <td>feel</td> <td>cheen</td> <td>weed</td> <td>meet</td> </tr> <tr> <td>jeex</td> <td>weep</td> <td>yeech</td> <td>seem</td> </tr> <tr> <td>been</td> <td>keep</td> <td>feet</td> <td>cheek</td> </tr> </table> <p>Play <u><a href="https://www.phonicsplay.co.uk/PicnicOnPluto.html#">Picnic on Pluto</a></u>  <a href="https://www.phonicsplay.co.uk/PicnicOnPluto.html#">https://www.phonicsplay.co.uk/PicnicOnPluto.html#</a>            Phase 3 - <b>ee</b></p>	Real Words <input type="checkbox"/>		Nonsense Words <input type="checkbox"/>		bee	geep	deep	yeep	zeek	see	week	zeesh	feel	cheen	weed	meet	jeex	weep	yeech	seem	been	keep	feet	cheek	<p>Space themed Poetry Week</p> <p>Listening to senses poems – what do they include?</p> <p>- Go through together what the five senses are – sight, touch, taste, smell and hearing.</p>  <p>-Use your senses around the home – choose objects to smell, taste or listen to.</p> <p>Practice letter writing – a and r.</p> <p>Practice spelling – one and two.</p>	<p>Starter – Practice counting in 5s. How far can you go?</p> <p>White Rose Online Maths – <u>Week beginning 18<sup>th</sup> May</u>  <b>Click the picture below to be taken to the website each day</b>  <u>Lesson 1 – Compare length and height.</u></p>  <p>Watch the video and then you can find the worksheet on Seesaw to complete.</p> <p>Play an online Maths game of your choice.</p>	<p>Science – Seasonal Change.</p> <p>Go through the ‘Yr1 Season Weather Chart PowerPoint on Seesaw’.</p> <p>This week we are going to record the weather daily. Please look on Seesaw for the template for the week.</p> 	<p>Read ‘Fright Night’ on the Oxford Owl Website. <b>Click the picture below to be taken to the book each day</b></p>  <p>Look at the front cover and make a prediction of the book.</p> <p>Do you think this book will be fiction or non-fiction? What makes you think that?</p>
Real Words <input type="checkbox"/>		Nonsense Words <input type="checkbox"/>																											
bee	geep	deep	yeep																										
zeek	see	week	zeesh																										
feel	cheen	weed	meet																										
jeex	weep	yeech	seem																										
been	keep	feet	cheek																										
<p><b>Tuesday</b></p>	<p>Identifying sounds on the sound mats.</p> <p>Reading words on the Speedy Reader.</p>	<p>Space themed Poetry Week</p> <p>Watch the video of a moon landing.</p>	<p>Starter – Practice counting in 5s. How far can you go?</p> <p>White Rose Online Maths – <u>Week beginning 18<sup>th</sup> May</u></p>	<p>Science – Seasonal Change.</p>	<p>Read ‘Fright Night’ on the Oxford Owl</p>																								

	<p>Reading and recognising the ea digraph. Read the postcard and underline/highlight the words containing 'ea'</p>  <p>Dear May, I am glad you are having fun. I am not today! I broke my green necklace and lost all the beads! Then I took Pete the dog for a walk but I lost the lead. Pete got covered in mud and leaves. When I got home, Dad was so cross he wouldn't even speak to me. For tea it is beef stew and I hate meat! I wanted to read a book but there is a leak in my bedroom so I can't! It is just not my day. Maybe I should climb a tree.</p> <p>I hope I am in a better mood next time I see you. Maybe you will bring me home a treat? Lots of love and see you next week. Daisy xxx</p> <p><b>May Bloom, Cherry Tree Farm, The Peak District, DT4 9P9</b></p> <p>Play <u>Buried Treasure</u> <a href="https://www.phonicsplay.co.uk/BuriedTreasure2.html">https://www.phonicsplay.co.uk/BuriedTreasure2.html</a> Phase 5 - ea</p>	 <p>Write a list of what you can hear and see. Choose two words and create two sentences. Don't forget to extend them with a conjunction (and, but, because, so).</p> <p>Practice letter writing – o and u.</p> <p>Practice spelling – three and four.</p>	<p>Lesson 2 – Measure length.</p>  <p>Watch the video and then you can find the worksheet on Seesaw to complete.</p> <p>Play an online Maths game of your choice.</p>	<ul style="list-style-type: none"> <li>- Record the weather for today.</li> <li>- Watch the weather forecast on the television.</li> <li>- Film your very own forecast!</li> </ul> <p>Details can be found on the PowerPoint 'Yr 1 Season Weather Chart'.</p>	<p>Website.</p>  <p>Page 4 – What is happening? What is Jess doing? Page 5 – What 3 things does the witch need? Pages 6-7 – What do you think to the way Jess sings? Page 8-9 – How did Jess get the role of the witch?</p>
<p>Wednesday</p>	<p>Flashcards with Ruth Miskin on Youtube <a href="https://www.youtube.com/channel/UCo7fbLgY2oA_cFCI9GdxtQ/videos">https://www.youtube.com/channel/UCo7fbLgY2oA_cFCI9GdxtQ/videos</a></p> <p>Reading words on the Speedy Reader.</p> <p>Reading and recognising the split e-e digraph.</p> <p>Look closely at the picture on Seesaw and write words containing the e-e split digraph which the pictures include.</p>	<p>Space themed Poetry Week</p> <p>Watch the video of planets in the solar system.</p>  <p>Create and draw your very own new planet and have an imaginary walk on it! Dim the lights, closed your eyes.</p>	<p>Starter – Practice counting in 10s. How far can you go?</p> <p>White Rose Online Maths – Week beginning 18<sup>th</sup> May Lesson 3 – Measure length.</p>  <p>Watch the video and then you can find the worksheet on Seesaw to complete.</p>	<p>PSHE – 'Dreams and Goals'</p>  <p>Discuss the meaning of both dreams and goals with your child. Ask your child what their dream or goal is and discuss your own to give some examples.</p>	<p>Read 'Fright Night' on the Oxford Owl Website.</p>  <p>Read the story independently to an adult or family member. Turn to page 10, look at the story map and</p>



Play Alien Escape – Phase 4 (recap)  
<https://www.phonicsbloom.com/uk/game/alien-escape?phase=4>

What can you feel? Taste?  
 Smell?  
 Write a list and keep it for the activity tomorrow.

Practice letter writing – k and l.

Practice spelling – five and six.

Play an online Maths game of your choice.

Draw a poster/picture to represent these.

\*Don't forget to also record the weather today\*

have a go at retelling the story.

Thursday

Flashcards with Ruth Miskin on Youtube  
[https://www.youtube.com/channel/UCo7fbLgY2oA\\_cFCI9GdxtQ/videos](https://www.youtube.com/channel/UCo7fbLgY2oA_cFCI9GdxtQ/videos)

Reading words on the Speedy Reader.

Reading and recognising y and ey as in happy and monkey.

Read the words below on the picture

candy	monkey
happy	penny
Mickey	key
donkey	really
lucky	valley
lady	city
puppy	hockey
honey	crazy
	

Play Yes/No Yeti  
<https://www.phonicsbloom.com/uk/game/yes-no-yeti?phase=5>

Space theme Poetry Week  
 Go through your word list from yesterday.

Use your word list to complete the 'I can' template. Draw some pictures around the template to represent each of the five senses. This will then become your very own Space themed senses poem!

Practice letter writing – f and g.

Practice spelling – seven and eight.

Starter – Practice counting in 10s. How far can you go?

White Rose Online Maths –  
Week beginning 18<sup>th</sup> May  
 Lesson 4 – Introduce weight and mass.



Watch the video and then you can find the worksheet on Seesaw to complete.

Play an online Maths game of your choice.

History – Neil Armstrong – Timeline

Go through the PowerPoint for today all about the life of Neil Armstrong.

Put together a timeline of events from Neil Armstrong's life.

Present this in your own way or use the timeline template on SeeSaw.



Read 'Fright Night' on the Oxford Owl Website.



Read the story and then complete the book review on Seesaw.





**My Book Review**

Title: \_\_\_\_\_  
 Author: \_\_\_\_\_

Did you like the book?  
 How did you like it? ☆☆☆☆☆


What was your favourite part?  
 \_\_\_\_\_  
 \_\_\_\_\_

Draw your favourite scene from the book  
 \_\_\_\_\_

				*Don't forget to also record the weather today*	
Friday	<p>Watch Alphablocks</p>  <p>Complete the task on SeeSaw.</p>  <p>Play a game of your choice on Phonics Bloom.</p> 	<p>Space theme Poetry Week</p> <p>Pick up your poem from yesterday. Practice retelling your poem, try to add some expression and tone when you are reading it.</p> <p>Share your new poem or video on SeeSaw.</p> <p>Practice letter writing – w and v.</p> <p>Have a quick spelling check of the spellings given this week – can you get all 7 correct?</p>	<p>Starter – Practice counting forwards and backwards within 100. Here is a video we like to do in class. <a href="https://www.youtube.com/watch?v=v82X6XhsQhs">https://www.youtube.com/watch?v=v82X6XhsQhs</a></p> <p>White Rose Online Maths – <u>Week beginning 18<sup>th</sup> May</u> Friday Maths Challenge</p>  <p>Find the challenge on Seesaw.</p> <p>Play an online Maths game of your choice.</p>	<p>Extra play time with time to catch up on any tasks you didn't manage to complete this week.</p> <p>*Don't forget to also record the weather today*</p>	<p>You choose! Read either a story book, a book on Oxford Owl or a chapter book and then discuss the book with an adult.</p>

\*All worksheets mentioned in this pack can be found on the activities section on Seesaw. Your child(ren) can open these, edit it on an electronic device and send it back to me for me to comment on. Alternatively, you could print these off Seesaw or simply complete them on paper with a pencil and send me pictures via the messaging function. \*

### Phase 2 Sound Mat



### Phase 3 Sound Mat



### Phase 5 Sound Mat

