




Year 1 Week beginning 29th June 2020	Phonics	Writing Handwriting and Spellings	Maths	Topic	Reading
<p>Monday</p>	<p>Identifying sounds on the sound mats.</p> <p>Complete the word search on SeeSaw.</p>  <p>Play <u>Picnic on Pluto - Phase 5</u> https://www.phonicsplay.co.uk/PicnicOnPluto.html#</p>	<p><u>The First Hippo on the Moon</u> *Before lockdown we started to read a few books by David Walliams. This book then arrived at school, but we saved it for the Summer term and sadly didn't get to read it. Enjoy everyone! 😊*</p>  <p>Identifying and describing – Use the template on SeeSaw to label and describe the characters and the objects.</p> <p>Practice letter writing – choose your own letters based your child's writing today.</p> <p>Practice spelling – the seven days of the week.</p>	<p>Starter – Practice counting forwards and backwards to 50.</p> <p>White Rose Online Maths Week beginning 15th June Click the picture below to be taken to the website each day <u>Lesson 1 – Make arrays</u></p>  <p>Watch the video and then you can find the worksheet on Seesaw to complete.</p> <p>Play an online Maths game of your choice.</p>	<p>Geography – The four countries in the UK</p> <p>Watch the video by clicking the picture below.</p>  <p>Where has the rocket landed? Use the template on SeeSaw and your knowledge from the video to identify the country which the rocket landed in.</p>	<p>Read 'Jim's house in 1874' on the Oxford Owl Website. Click the picture below to be taken to the book each day</p>  <p>Look at the front cover and make a prediction of the book. Do you think this book will be fiction or non-fiction? What makes you think that? Read the green and red words. Read the book and discuss with your child how the house has changed.</p>
<p>Tuesday</p>	<p>Identifying sounds on the sound mats.</p>	<p><u>The First Hippo on the Moon</u></p> 	<p>Starter – Practice counting forwards within 100.</p> <p>White Rose Online Maths Week beginning 15th June</p>	<p>Science – Seasonal Change – Which season?</p>	<p>Read 'Jim's house in 1874' on the Oxford Owl</p>

Complete the Phase 5 game with a partner, instructions are on SeeSaw.
If you don't have any dice then why not have a reading race?



Play Buried Treasure – Phase 5
<https://www.phonicsplay.co.uk/BuriedTreasure2.html>

Watch the story by clicking on the book above.

Look closely at the two different rockets, write down what is similar and what is different. Which one do you prefer and why? (Template on SeeSaw)

Draw your own rocket

Practice letter writing – choose your own letters based your child's writing today.

Practice spelling – numbers as words up to 10.

Lesson 2 – Make doubles.



Watch the video and then you can find the worksheet on Seesaw to complete.

Play an online Maths game of your choice.

Complete the matching activity on SeeSaw. Discuss with your child how the length of 'day' changes in different seasons.
For example, when it is Christmas in Winter, we have dark nights and mornings. Compare it to Summer – when does it become dark on the night? Is it light or dark when we wake up?

Website.



Read the words and sounds at the beginning of the book.

Read the book to an adult or sibling.

Answer the questions on Page 18.

Wednesday

Flashcards with Ruth Miskin on Youtube
https://www.youtube.com/channel/UCo7fbLgY2oA_cFClg9GdxtQ/videos

Fill in the missing words to match the pictures.

The First Hippo on the Moon



Watch the story by clicking on the book above.

What is the problem in the story? Draw a picture of this and write three good quality sentences. Don't forget to use your conjunctions!

Starter – Practice counting backwards within 100.

White Rose Online Maths Week beginning 15th June
Lesson 3 – Make equal groups (sharing).



Well-being Wednesday



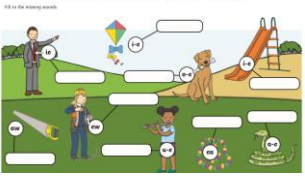





Complete the well-being activity on SeeSaw 'Say yes to the impossible'.

Then spend some time doing some

Read 'No Tricks, Gran!' on the Oxford Owl Website.



Make a prediction on the story prior to reading. Read this book with support from an adult (if

	<p>Phase 5 Phonics Picture Activity</p>  <p>Play Alien Escape – Phase 4 (recap) https://www.phonicsbloom.com/uk/game/alien-escape?phase=4</p>	<p>Practice letter writing – choose your own letters based your child’s writing today.</p> <p>Practice spelling – numbers as words from 10 to 20.</p>	<p>Watch the video and then you can find the worksheet on Seesaw to complete.</p> <p>Play an online Maths game of your choice.</p>	<p>mindfulness colouring – sheet on SeeSaw.</p>	<p>needed) and discuss the story throughout.</p> <p>What did Gran buy the children? How did mum and dad react to this?</p> <p>Why did dad tell Gran she needs to rest?</p> <p>What trick did Gran play?</p>
<p>Thursday</p>	<p>Flashcards with Ruth Miskin on Youtube https://www.youtube.com/channel/UCo7fbLgY2oA_cFCIq9GdxtQ/videos</p> <p>Use the template on SeeSaw to match the words with the pictures.</p>  <p>Play Yes/No Yeti https://www.phonicsbloom.com/uk/game/yes-no-yeti?phase=5</p>	<p>The First Hippo on the Moon</p>  <p>Watch the story by clicking on the book above.</p> <p>Who got to the moon first? Discuss this with an adult and then draw a picture showing this. Use your picture to help you write about what happened with who got to the moon first.</p> <p>Practice letter writing – choose your own letters based your child’s writing today.</p> <p>Practice spelling – numbers as words from 10 to 20.</p>	<p>Starter – Practice writing down number bonds to 20.</p> <p>White Rose Online Maths Week beginning 15th June Lesson 4 – Make equal groups (grouping).</p>  <p>Watch the video and then you can find the worksheet on Seesaw to complete.</p> <p>Play an online Maths game of your choice.</p>	<p>Music</p>  <p>Listen to a variety of different songs.</p> <p>How does it make you feel?</p> <p>What instruments can you hear in it?</p> <p>What is your favourite song about?</p> <p>Clap the beat to your favourite song.</p> <p>How are the songs different?</p>	<p>Read ‘No Tricks, Gran’ on the Oxford Owl Website.</p>  <p>Read the story to an adult or sibling (independently).</p> <p>Discuss what the story was about and draw your favourite part.</p>

Friday

Watch Alphablocks – you choose!



Read the postcard on SeeSaw, highlight or underline words containing 'ue' and then complete the activities on the right hand side.

Dear Pippa,

I've been staying with my cousins in Cornwall for the summer. We made up a game where we had to make clues to rescue a stolen object from a pirate. My uncle was the builder, Captain Bluebeard.

Auntie Sue helped us make the map. We used lots of paper and glue stuck around an old plant pot.

When we started for the game to try, we went into town to get some gold pieces for the statue. The only time we started to argue was when we had to wait until 10 past 12 in the queue at the bus stop when the bus was due at 12 o'clock!

I hope you have had a great holiday. Did you go to Florida. Is that true? Lucky you!

Lots of love
Lewis

Questions

1. Who was Captain Bluebeard? Tick one.

Lewis's uncle
 Auntie Sue
 Pippa

2. What colour did they paint the statue?

3. Why did the cousins begin to argue?

4. Complete the sentence by finishing the 'ue' words.

Auntie S... helped us make the ...
We used lots of paper and ... stuck around our old plant pot.

Play a game of your choice on Phonics Bloom.



The First Hippo on the Moon



Watch the story by clicking on the book above.

My favourite part of the book was... I liked this because...

Draw and write a response to your favourite part of the book. Don't forget to use your conjunctions.

Practice letter writing – choose your own letters based your child's writing today.

Have a quick spelling check of the spellings given this week – how many can you spell correctly?

Starter – Practice counting forwards and backwards within 100. Here is a video we like to do in class.

<https://www.youtube.com/watch?v=v82X6XhsQhs>

White Rose Online Maths Week beginning 15th June Friday Maths Challenge



Find the challenge on Seesaw.

Play an online Maths game of your choice.

Extra play time with time to catch up on any tasks you didn't manage to complete this week.

You choose! Read either a story book, a book on Oxford Owl or a chapter book and then discuss the book with an adult.

All worksheets mentioned in this pack can be found on the activities section on Seesaw. Your child(ren) can open these, edit it on an electronic device and send it back to me for me to comment on. Alternatively, you could print these off Seesaw or simply complete them on paper with a pencil and send me pictures via the messaging function.

Phase 2 Sound Mat



Phase 3 Sound Mat



Phase 5 Sound Mat

