


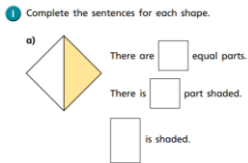







Year 2 Home Learning
w/c 29th June 2020



	Phonics and spelling	Reading	Literacy	Maths	Topic/Science
Monday	<p>Complete the spelling mat on SeeSaw.</p> 	<p>Read your favourite book.</p>  <p>Design a new front cover for it.</p>	<p>This week we are going to look at types of sentences.</p> <p>Look at the PowerPoint on SeeSaw with an adult and verbally come up with some statements, questions, commands and exclamations.</p>  <p>Discuss what punctuation would be needed for each sentence you come up with.</p>	<p>Watch the video here (Week 7 - Lesson 1)</p> <p>https://whiterosemaths.com/home-learning/year-2/</p> <p>Click this link for the video.</p> 	<p>This week I would like you do choose a famous astronaut (other than Neil Armstrong) and research their achievements. You could use books, the internet and TV clips to help you.</p> <p>Present what you find out about them in any way you like.</p>
Tuesday	<p>Complete the spelling mat on SeeSaw.</p> 	<p>Create your own blurb for a book of your choice.</p> 	<p>Match the sentence type with the definition and then write statement for one of the animals.</p> <p>If you want you could write a statement for all four of the animals.</p>	<p>Watch the video here (Week 7 - Lesson 2)</p> <p>https://whiterosemaths.com/home-learning/year-2/</p> <p>Click this link for the video.</p>	<p>Be as creative as possible and have fun!</p>

Wednesday

Complete the spelling mat on SeeSaw.




Use your scanning skills to complete the word search.

Change the sentences from statements to questions.



Watch the video here (Week 7 - Lesson 3) <https://whiterosemaths.com/home/learning/year-2/>

Click this link for the video.



Think about the achievements and life of Neil Armstrong that we have found out about so far and compare that to the astronaut you have chosen to find out about this week.


Thursday

Complete the spelling mat on SeeSaw.



Think about your favourite story. If you can change it, what would you change and why?

Use the question words on the sheet to complete the question sentences.



Watch the video here (Week 7 - Lesson 4) <https://whiterosemaths.com/home/learning/year-2/>

Click this link for the video.

Show that 1/4 of 24 is 6



Science
Investigate fabrics. Use a spoon/medicine syringe to drop the water.

Investigating fabrics

1. Choose a fabric.
2. Drop water onto it using a pipette. Keep the droplets on just one side of the fabric.
3. Watch the droplets. Do they get absorbed into the fabric or do the droplets sit on top?
3. Rub wax (a wax crayon) onto the dry side of the fabric.
4. Drop water onto the waxy side.
5. Watch the droplets carefully. What do they do? Is it different to the side with no wax?

Friday

Complete the spelling mat on SeeSaw.



Choose any book you like. Complete the book review on SeeSaw to tell someone else about it.



Use 'what' or 'how' to complete the exclamation sentences.

Look at the picture of the snow scene and write one of each sentence type for the picture.



Number puzzles



Use your knowledge of number operations to work out the puzzle. How does it work?

PSHE - Good things



Complete the sheet on SeeSaw.

