
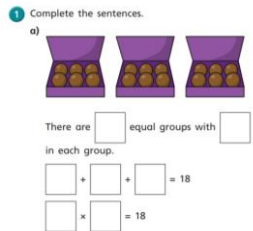
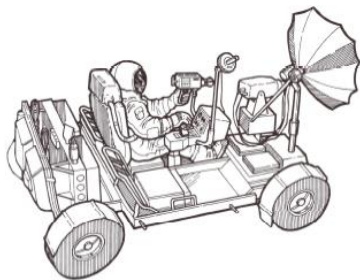

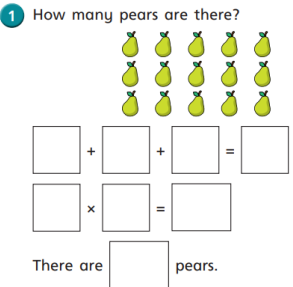










**Year 2 Home Learning**  
**w/c 15<sup>th</sup> June 2020**



	Phonics and spelling	Reading	Literacy	Maths	Topic/Science																									
<b>Monday</b>	<p align="center"><b>Making nouns plural</b></p> <p><u>Making nouns plural</u></p> <p>Read the slides on SeeSaw and write 2 words that follow each of the rules for plurals.</p>	<p>Complete an activity from the Year 2 Reading Miles Challenge - Gold (attached below)</p> 	<p align="center"><b>Features of instructions</b></p> <p>Read the instructions on SeeSaw of how to make a paper mache globe.</p> <p>Use the checklist and colour code to highlight where you have found each feature in the text.</p>	<p>Watch the video here (Week 5 - Lesson 1)</p> <p><a href="https://whiterosemaths.com/home-learning/year-2/">https://whiterosemaths.com/home-learning/year-2/</a></p> <p>Click this link for the video.</p> 	<p align="center"><b>Topic - Continuing last week's moon buggy project</b></p>  <p align="center"><b>Designing a Space Buggy</b></p>																									
<b>Tuesday</b>	<p align="center"><b>Making nouns plural</b></p> <p>Read the words in the table and follow the rules from yesterday to make them plurals.</p> <table border="1" data-bbox="324 1268 459 1364"> <tr> <td>shut</td> <td>filthy</td> <td>chair</td> <td>turn</td> <td>gold</td> </tr> <tr> <td>lovely</td> <td>mix</td> <td>unhappy</td> <td>close</td> <td>stairs</td> </tr> </table>	shut	filthy	chair	turn	gold	lovely	mix	unhappy	close	stairs	<p>Complete an activity from the Year 2 Reading Miles Challenge - Gold (attached below)</p> 	<p align="center"><b>Imperative verbs</b></p> <p>Think of imperative verbs you could use to make the sentences into instructions.</p> <table border="1" data-bbox="828 1173 1232 1268"> <tr> <td colspan="5">Remember a verb is a doing word.</td> </tr> <tr> <td>shut</td> <td>filthy</td> <td>chair</td> <td>turn</td> <td>gold</td> </tr> <tr> <td>lovely</td> <td>mix</td> <td>unhappy</td> <td>close</td> <td>stairs</td> </tr> </table>	Remember a verb is a doing word.					shut	filthy	chair	turn	gold	lovely	mix	unhappy	close	stairs	<p>Watch the video here (Week 5 - Lesson 2)</p> <p><a href="https://whiterosemaths.com/home-learning/year-2/">https://whiterosemaths.com/home-learning/year-2/</a></p> <p>Click this link for the video.</p> 	<p>Each day you will get part of a booklet on SeeSaw.</p> <p>Monday - Make your model using you design from last week.</p> <p>Tuesday - Evaluate your model using the questions on the sheet.</p>
shut	filthy	chair	turn	gold																										
lovely	mix	unhappy	close	stairs																										
Remember a verb is a doing word.																														
shut	filthy	chair	turn	gold																										
lovely	mix	unhappy	close	stairs																										

<p><b>Wednesday</b></p>	<p><b><u>Making nouns plural</u></b></p>  <p>Choose a book you have at home. Look for examples of plural words that have these endings.</p>	<p>Complete an activity from the Year 2 Reading Miles Challenge - Gold (attached below)</p> 	<p>You are going out and will be leaving your little alien friend at home, all alone. To stop your alien friend from going hungry you must leave him instructions for how to make a sandwich.</p> 	<p>Watch the video here (Week 5 - Lesson 3)</p> <p><a href="https://whiterosemaths.com/home/learning/year-2/">https://whiterosemaths.com/home/learning/year-2/</a></p> <p>Click this link for the video.</p> <p>1 Write a fact from the 2 times-table to match the picture.</p> <p>a)</p>  $\square \times \square = \square$ <p>b)</p>  $\square \times \square = \square$	<p>Continue your DT project by writing step by step instructions on how to make your model.</p>
<p><b>Thursday</b></p>	<p>Choose some of the plural words you have been looking at this week and write 5 sentences using them.</p> <p>Can you write a sentence using 2 or 3?</p>	<p>Complete an activity from the Year 2 Reading Miles Challenge - Gold (attached below)</p> 	<p><b><u>Imperative verbs - Recipes</u></b></p> <p>Choose the correct imperative verb to go with each instruction in this recipe to make a cheese sandwich.</p> 	<p>Watch the video here (Week 5 - Lesson 4)</p> <p><a href="https://whiterosemaths.com/home/learning/year-2/">https://whiterosemaths.com/home/learning/year-2/</a></p> <p>Click this link for the video.</p>  $3 \times 5$  $2 \times 5$  $1 \times 5$  $5 \times 5$	<p><b><u>Science</u></b></p> <p>Use your knowledge of materials to decide which materials would be suitable to build house.</p> <p>Complete the separate challenge on SeeSaw.</p> 

Friday



**Word search**

Find the common exception words in the word search.

Complete an activity from the Year 2 Reading Miles Challenge - Gold (attached below)



Use the checklist for an instruction text and write your own instructions or recipe to make something.

**Instructions Checklist**

Use "How to..." in the title	
Lists (e.g. materials/ingredients/equipment)	
Numbers/letters or bullet points to show order	
Imperative verbs (e.g. mix/stir)	
Short, clear sentences	
Diagrams/illustrations	

Use the method you learnt last week to work out these calculations.

a	b	c	d	e
28	18	19	26	17
+ 13	+ 16	+ 35	+ 16	+ 38
f	g	h	i	j
16	24	45	38	49
+ 25	+ 28	+ 15	+ 36	+ 26

**PSHE - Showing respect for differences**



Activity on SeeSaw



**USA**

1. Read 2 books in **Classical Lit.**

2. Write a paragraph to read one of your favourite stories.

3. Read an entire book as you can. Start from where you finish. Write an actual book's title.

4. Finish the reading of 1 book with the same picture in that the ending.

5. Read 20 **Non-Fiction** books.

6. Read a book for 15 minutes each day for 1 year.

**Africa**

**Year 2**  
**Bold Reading Miles Challenge**  
 The distance from the USA to Africa is about 8,700 miles!  
 So, each reading challenge sends you 1,400 reading miles!  
 8 x 1,400 = 8,700



Colour your squares when you have completed the reading challenge!

1	<input type="checkbox"/>
2	<input type="checkbox"/>
3	<input type="checkbox"/>
4	<input type="checkbox"/>
5	<input type="checkbox"/>
6	<input type="checkbox"/>

READING  
 CHALLENGE  
**BIG**