












	Reading	Literacy	Spelling	Maths	Topic
Monday	 <p>Work your way through the Gold reading challenges, be sure to send me pictures of you reading and completing the tasks, over Seesaw.</p> 	<p>Starter- Quick Write 'Space' 1 Worksheet attached.</p>  <p>This week you are going to create a story based on space travel, you will create and describe a character, describe a setting and include an exciting event. Read through 'Captain Ren's trip to Mars' and identify the features of the narrative.</p>	<p>Spelling Day one learn worksheet</p>	<p>Maths Summer term, Week Four, Lesson one</p> <p>This week's maths home learning will be sent out directly over Seesaw, along with the video to support learning.</p> 	<p>Art</p> <p>Follow the instructions over Seesaw to create your own drawing 'Artemis' NASA's space launch system.</p>
Tuesday	<p>Work your way through the Gold reading challenges, be sure to send me pictures of you reading and completing the tasks,</p>	<p>Starter- Quick Write 'Space' 2 Worksheet attached.</p> 	<p>Spelling Day two length worksheet</p>	<p>Summer term Week four, Lesson two</p> <p>This week's maths home learning will be sent out directly over Seesaw, along with the video to</p>	<p>PE</p> <p>Astronauts need to keep their muscles strong when they're in space. One way they do this is by running on a treadmill. The treadmill has bungee cords that hold the astronauts</p>

	<p>over Seesaw</p> 	<p>Use the planning sheet attached to plan your own narrative, think about who your main character will be and where will they be heading.</p>		<p>support learning.</p> 	<p>down so they don't float away.</p> <p>You can keep your muscles strong, too. Do some jumping jacks, push-ups, sit-ups, or walk and jog in place so that you'll be strong enough when you can go exploring.</p> <p>What other exercises can you do indoors? Make an exercise plan for yourself and your fellow astronauts.</p>
<p>Wednesday</p>	<p>Work your way through the Gold reading challenges, be sure to send me pictures of you reading and completing the tasks, over Seesaw</p> 	<p>Starter- Quick Write 'Space' 3 Worksheet attached.</p>  <p>Use the planning sheet attached to design your astronaut and create a</p>	<p>Spelling Day three library worksheet</p>	<p>Summer term Week four, Lesson three</p> <p>This week's maths home learning will be sent out directly over Seesaw, along with the video to support learning.</p> 	<p>DT</p> <p>We will be working towards creating our own rocket launcher, using materials available to us.</p> <p>Before we can create our rocket launcher, we must research existing rocket launchers to develop a design criteria.</p>

		character description of them.			Follow the activity on Seesaw.
Thursday	<p>Work your way through the Gold reading challenges, be sure to send me pictures of you reading and completing the tasks, over Seesaw</p> 	<p>Starter- Quick Write 'Space' 4 Worksheet attached.</p>  <p>Use the planning sheet attached to design your setting and create a setting description of it.</p>	<p>Spelling Day four material worksheet</p>	<p>Summer term Week Four, Lesson four</p> <p>This week's maths home learning will be sent out directly over Seesaw, along with the video to support learning.</p> 	<p>DI</p> <p>Now that we have researched existing rocket launchers, we can begin to plan our own design. Follow the activity on Seesaw.</p>

<p>Friday</p>	<p>Work your way through the Gold reading challenges, be sure to send me pictures of you reading and completing the tasks, over Seesaw</p> 	<p>Starter- Quick Write 'Space' 5 Worksheet attached.</p>  <p>Refer back to your narrative plan, using your setting and character descriptions create a final narrative. Write this out using your best handwriting and presentation. Remember to send a picture over Seesaw.</p>	<p>Spelling Day five medicine worksheet</p>	<p>Summer term. Week Four, Lesson five This week's maths home learning will be sent out directly over Seesaw, along with the video to support learning.</p> 	<p>DT</p> <p>Follow the activity on Seesaw to design a poster to show how space can be explored.</p>
---------------	--	--	---	---	--



USA

1. Read 2 books on [Oxford Owl](#).

2. [Listen to an extract from a David Walliams book](#) Summarise this in exactly 50 words.

3. Read/ listen to a Roald Dahl book. Make a Dahl themed bookmark to keep your place.

4. Find out the meaning of 3 new words. Draw a picture to show their meaning.

India

5. Read [this book](#) about India.

6. Read a book for 15 minutes each day for 5 days.

Colour your square when you have completed the reading challenges

1. ☐
2. ☐
3. ☐
4. ☐
5. ☐
6. ☐

Year 3

Gold Reading Miles Challenge

The distance from the USA to India is about 8,400 miles!

So, each reading challenge earns you 1,400 reading miles!

$$6 \times 1,400 = 8,400$$



READING
makes
YOUR WORLD
BIG

Statutory Spelling Word Activity Mat: learn

Use a dictionary to define the word **learn**.

Which word class does the word **learn** belong to?

noun	verb	adjective
adverb	conjunction	pronoun
preposition	determiner	

Trace the word **learn**.

learn

learn

learn

Add the word **learn** to these sentences.

There are many lessons to _____.

"What did you _____ at school today?"

We _____ from experience.

I want to _____ how to draw.



Write the syllables of the word **learn** inside the hands.



Finish off the word **learn**.

le_____	_____rn
_____n	l_____

Now write the full word.

Which of these words means the same as **learn**?

stirrup **stride** **study** **suspect**

Write your own sentence containing the word **learn**.

Edit and improve these words so that they correctly spell the word **learn**.

lurn **lairn** **laern**

Statutory Spelling Word Activity Mat: length

②

Use a dictionary to define the word **length**.

Add the word **length** to these sentences.

I have travelled the _____ of India.
"What _____ is the table?" I enquired.
Look at the extraordinary _____ of it!
We discussed it at _____.



Write the syllables of the word **length** inside the hands.



Which word class does the word **length** belong to?

noun	verb	adjective
adverb	conjunction	pronoun
preposition	determiner	

Finish off the word **length**.

len_____	_____gth
_____th	le_____

Now write the full word.

Trace the word **length**.

length
length
length

What is the longest new word you can make out of the letters in the word **length**?

Write your own sentence containing the word **length**.

Edit and improve these words so that they correctly spell the word **length**.

lenth

length

lentgh

Statutory Spelling Word Activity Mat: library

Use a dictionary to define the word **library**.

Which word class does the word **library** belong to?

noun	verb	adjective
adverb	conjunction	pronoun
preposition	determiner	

Trace the word **library**.

library

library

library

Add the word **library** to these sentences.

I have a _____ of records.

"Where is the nearest _____?" I asked.

They may close the last public _____.

Borrow the book from the _____.



What is the longest new word you can make out of the letters in the word **library**?

Write the syllables of the word **library** inside the hands.



Finish off the word **library**.

lib_____	____ary
____y	l_____

Now write the full word.

Write your own sentence containing the word **library**.

Edit and improve these words so that they correctly spell the word **library**.

libary

librery

liebry

Statutory Spelling Word Activity Mat: material

Use a dictionary to define the word **material**.

Add the word **material** to these sentences.

It is a highly flammable _____.

"What _____ is this made from?"

_____ possessions are not important.

I am not short of reading _____.



Write the syllables of the word **material** inside the hands.



Which word classes does the word **material** belong to?

noun	verb	adjective
adverb	conjunction	pronoun
preposition	determiner	

Finish off the word **material**.

mat_____	_____ial
_____l	m_____

Now write the full word.

Trace the word **material**.

material

material

material

Write another word that you can make out of the letters in the word **material**?

muscle matter member morsel

Write your own sentence containing the word **material**.

Edit and improve these words so that they correctly spell the word **material**.

materiel

mateerial

matearial

Statutory Spelling Word Activity Mat: medicine

5

Use a dictionary to define the word **medicine**.

Add the word **medicine** to these sentences.

Give her some _____.

"What _____ is this?" asked Laura.

I want to study _____.

The _____ is kept in the cabinet.



Which word class does the word **medicine** belong to?

noun	verb	adjective
adverb	conjunction	pronoun
preposition	determiner	

Write the syllables of the word **medicine** inside the hands.



Finish off the word **medicine**.

medi_____	_____cine
_____ne	me_____

Now write the full word.

Trace the word **medicine**.

medicine
medicine
medicine

Write another word that you can make out of the letters in the word **medicine**?

treatment

temptation

troublesome

Write your own sentence containing the word **medicine**.

Edit and improve these words so that they correctly spell the word **medicine**.

medisine

medicen

medicun

Quick Write: Space

Collecting Vocabulary

Write down nine ambitious words to describe this picture.



Name It

Give this picture a title.

Opening Lines

Write the opening to a story based on this picture.

Quote It

Write one line of correctly punctuated speech from one of the astronauts in the picture.

Quick Questions

Write your answers on the back of your sheet.

1. How do you think the astronauts are feeling?
2. If these people were characters in a sci-fi story, what would they be called?
3. Where do you think these people are? Explain your answer.

Give Your Opinion

Would you like to be an astronaut?

Circle **YES** or **NO**

Give a reason for your answer that includes the word 'because'.

Quick Write: Space

Collecting Vocabulary

Write down nine ambitious words to describe this picture.



Name It

Give this picture a title.

Quote It

Write one line of correctly punctuated speech from the astronaut in the picture.

Quick Questions

Write your answers on the back of your sheet.

1. How do you think that this astronaut is feeling?
2. If this picture was on the front page of a newspaper, what might the headline be?
3. Why do you think that the astronaut took this picture?

Closing Lines

Write the ending to a story based on this picture.

Give Your Opinion

Would you like to take a selfie in space?

Circle **YES** or **NO**

Give a reason for your answer that includes the word 'for'.

Story Mapping Boxes

<p>Beginning</p> <p>What happens at the beginning?</p> <p>Who are the main characters?</p> <p>Where is it set?</p>	
<p>Build up</p> <p>What happens next?</p> <p>How does the story hint at a problem?</p>	
<p>Problem</p> <p>What is the problem within the story?</p>	
<p>Resolution</p> <p>How is this problem resolved/ sorted out?</p>	
<p>Ending</p> <p>How does the story end?</p> <p>Does it end happily? Is there a twist to the plot?</p>	



Quick Write: Space

Collecting Vocabulary

Write down nine ambitious words to describe this picture.



Name It

Give this picture a title.

Problematic Lines

Write the dilemma of a story based on this picture.

Quote It

Write one line of correctly punctuated speech from the astronaut in the picture.

Quick Questions

Write your answers on the back of your sheet.

1. What do you think this astronaut is thinking?
2. If Pablo Picasso had painted this image as a portrait, what might he have called it?
3. What do you think the worst bit about being in this situation would be? Explain your answer.

Give Your Opinion

How long would you like to live in space for?

Give a reason for your answer that includes the word 'until'.

Appearance:

Personality:

What does your character do in your story?

How does your character change throughout the story?

Word Map: Use these adjectives to support your work

Magnificent, handsome, brave, eager, wise, proud,

Draw your main character, what do they look like?
Are they human? Add as much detail as you can to
help you to create a detailed character description.

Quick Write: Space

Collecting Vocabulary

Write down nine ambitious words to describe this picture.



Name It

Give this picture a title.

Quote It

Write one line of correctly punctuated speech from a spectator in the crowd.

Quick Questions

Write your answers on the back of your sheet.

1. Why do you think that there are no people in this photograph?
2. How often do you think events like this occur? Explain your answer.
3. What might newspaper headlines have said the next day?

Opening Lines

Write the opening to a story based on this picture.

Give Your Opinion

Would you like to travel into space?

Circle **YES** or **NO**

Give a reason for your answer that includes the word 'as'.

What can you see?

What can you hear?

What can you smell?

What can you touch?

What can you taste?

Galaxy	Milky way	Hemisphere	Asteroid
Solar system	Planet	Universe	Moon
Sphere	earth	cold	icy

Draw your setting, what does it look like? Is it on a planet or in space? Add as much detail as you can to help you to create a detailed setting description.

Quick Write: Space

Collecting Vocabulary

Write down nine ambitious words to describe this picture.



Name It

Give this picture a title.

Resolving Lines

Write the resolution to a story based on this picture.

Quote It

Write one line of correctly punctuated speech as if the Earth were talking in the picture.

Quick Questions

Write your answers on the back of your sheet.

1. Why are some areas of the Earth not lit up?
2. If this was the opening scene of a movie, what do you think that the film would be about?
3. Why can't people be seen in this photograph?

Give Your Opinion

Do you think that there would be more lights or fewer lights if this photograph was taken in 2080?

Circle **MORE** or **FEWER**

Give a reason for your answer that includes the word 'if'.



Handwriting practice area with 10 horizontal lines.

