


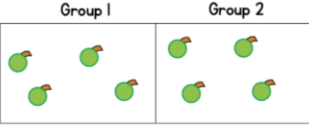





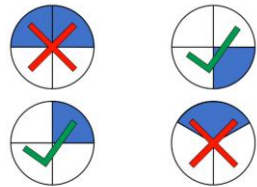


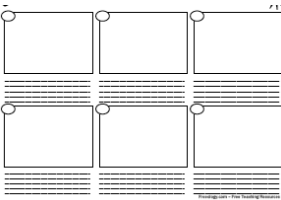


**Year 2 Home Learning**  
**w/c 4<sup>th</sup> May 2020**



	Phonics and spelling	Reading	Literacy	Maths	Topic/Science
<b>Monday</b>	 <a href="https://new.phonicsplay.co.uk/resources/phase/2/dragons-den">https://new.phonicsplay.co.uk/resources/phase/2/dragons-den</a>  Click on Phase 5 and 'Revise all Phase 5' Read and sort the words into those that are real and those that are fake.	Look at the cover of this book. Make a prediction what you think the book will be about.  	  Look closely at this picture. Use the pictures from the story to find out information about the character. What does the picture tell us about the character? Write your findings in sentences.  <i>Challenge - Use 'because' in your sentences.</i>	This week we will be revisiting fractions.  Today we are going to be making <b>equal</b> parts.  Watch the video here (Week 1 - Lesson 1) <a href="https://whiterosemaths.com/homelearning/year-2/">https://whiterosemaths.com/homelearning/year-2/</a>  Click this link for the activity sheet <a href="https://wrm-13b48.kxcdn.com/wp-content/uploads/2020/homelearning/year-2/Y2-Spring-Block-4-WO1-Make-equal-parts-2019.pdf">https://wrm-13b48.kxcdn.com/wp-content/uploads/2020/homelearning/year-2/Y2-Spring-Block-4-WO1-Make-equal-parts-2019.pdf</a>	<b><u>Topic - Being an Historian!</u></b>  Go to the BBC website <a href="https://www.bbc.co.uk/bitesize/articles/zrb492p">https://www.bbc.co.uk/bitesize/articles/zrb492p</a>  Watch the video about sources of evidence, asking historical questions and storing of historical information/artefacts.  Look at the historical objects your parents have given you. Make a list of questions about your objects. How could you answer them?
<b>Tuesday</b>	 <a href="https://new.phonicsplay.co.uk/resources/phase/4/sentence-substitution-ph4">https://new.phonicsplay.co.uk/resources/phase/4/sentence-substitution-ph4</a>	Go onto the Oxford Owl Reading Site and read the Red Planet. <a href="https://www.oxfordowl.co.uk/api/digital_books/1363.html">https://www.oxfordowl.co.uk/api/digital_books/1363.html</a>  What did you think of	Today we are going to find out information about a character by asking questions.   Think about some of the things you noticed yesterday. Write a list of questions you	Today we will look at making two equal parts. We call this half.  Watch the video here (Week 1 - Lesson 2) <a href="https://whiterosemaths.com/homelearning/year-2/">https://whiterosemaths.com/homelearning/year-2/</a>	<b><u>Topic - Clues from the past</u></b>  Look back at the website from yesterday. Make an information poster explaining 6 places you could go in Hull to find out clues and information about the

	<p>Read the Phase 4 sentence and swap the words to change the sentence.</p>	<p>the story?</p>	<p>could ask the character to find out more about him.</p> <p>Remember the question words, who, where, when, what, why how. Write at least one question for each and remember the question mark at the end.</p> <p>Write a letter to the character asking him your questions.</p>	<p>Click this link for the activity sheet</p> <p><a href="https://wrm-13b48.kxcdn.com/wp-content/uploads/2020/homelearning/year-2/Y2-Spring-Block-4-WO2-Recognise-a-half-2019.pdf">https://wrm-13b48.kxcdn.com/wp-content/uploads/2020/homelearning/year-2/Y2-Spring-Block-4-WO2-Recognise-a-half-2019.pdf</a></p> <p>Please use a ruler for question 4 if you have one.</p>	<p>past.</p> 
<p>Wednesday</p>	 <p>ck or k</p> <p>Complete page 2.</p> <p><a href="https://cdn.oxfordowl.co.uk/2020/03/16/08/58/09/7cdcad95-3571-4fb3-a3cb-7a3547b4d147/AtHomeWith_Spelling2_5-7.pdf">https://cdn.oxfordowl.co.uk/2020/03/16/08/58/09/7cdcad95-3571-4fb3-a3cb-7a3547b4d147/AtHomeWith_Spelling2_5-7.pdf</a></p>	<p>Go back to the book from yesterday.</p> <p>Click on Activity 1 and Activity 2 at the top.</p> 	<p>Listen to "The Man on the Moon" on YouTube.</p> <p><a href="https://www.youtube.com/watch?v=Rt5zQ1UO6rE">https://www.youtube.com/watch?v=Rt5zQ1UO6rE</a></p> <p>What do you now know about Bob? What kind of person is he? What does he like to do? What is his job? What does he look like?</p> <p>Draw a picture of Bob and write a paragraph to describe him. Remember to start your sentences in different ways.</p> <p>Challenge - Use 'and' to join your ideas.</p>	<p>Yesterday you found out about what a half is. Today you are going to find a half of an amount.</p> <p>Watch the video here (Week 1 - Lesson 3)</p> <p><a href="https://whiterosemaths.com/homelearning/year-2/">https://whiterosemaths.com/homelearning/year-2/</a></p>  <p>Click this link for the activity sheet.</p> <p><a href="https://wrm-13b48.kxcdn.com/wp-content/uploads/2020/homelearning/year-2/Y2-Spring-Block-4-WO3-Find-a-half-2019.pdf">https://wrm-13b48.kxcdn.com/wp-content/uploads/2020/homelearning/year-2/Y2-Spring-Block-4-WO3-Find-a-half-2019.pdf</a></p>	<p><b>Science - Materials</b></p> <p>Make a list of the different objects in your home and garden that are made of these materials.</p> <ul style="list-style-type: none"> <li>Wood</li> <li>Glass</li> <li>Plastic</li> <li>Fabric</li> <li>Cardboard</li> <li>Metal</li> </ul> 

<p>Thursday</p>	<p>Long and short vowels.</p> <p>Complete page 1.</p> <p><a href="https://cdn.oxfordwl.co.uk/2020/03/16/08/58/09/7cdcad95-3571-4fb3-a3cb-7a3547b4d147/AtHomeWith_Spelling2_5-7.pdf">https://cdn.oxfordwl.co.uk/2020/03/16/08/58/09/7cdcad95-3571-4fb3-a3cb-7a3547b4d147/AtHomeWith_Spelling2_5-7.pdf</a></p>	<p>Why wasn't Nadim worried about going on the rocket?</p>  <p>Were the aliens friendly or unfriendly? What makes you think this?</p>	<p>Read the story again. Make notes about what Bob does during the day and the order he does them in.</p> <p>Create a story map of his day. The children may choose to use a big 's' for their story map as that's what we do at school.</p>  <p>Challenge - Add some time order words to show the order of events.</p>	<p>Today we are going to look at dividing the whole into four equal parts. We call this a quarter.</p> <p>Watch the video here (Week 1 - Lesson 4)</p> <p><a href="https://whiterosemaths.com/home-learning/year-2/">https://whiterosemaths.com/home-learning/year-2/</a></p>  <p>Click this link for the activity sheet.</p> <p><a href="https://wrm-13b48.kxcdn.com/wp-content/uploads/2020/homelearning/year-2/Y2-Spring-Block-4-WO4-Recognise-a-quarter-2019.pdf">https://wrm-13b48.kxcdn.com/wp-content/uploads/2020/homelearning/year-2/Y2-Spring-Block-4-WO4-Recognise-a-quarter-2019.pdf</a></p>	<p><b>Topic - Questions</b></p> <p>Who was Neil Armstrong?</p> <p>Watch the video and read the facts about Neil Armstrong.</p> <p>What other questions would you like to ask about Neil Armstrong? Write these down and save them for tomorrow.</p> <p><a href="https://www.bbc.co.uk/bitesize/articles/zj93bdm">https://www.bbc.co.uk/bitesize/articles/zj93bdm</a></p>
<p>Friday</p>	<p>Look at the list of Year 2 Common Except Words.</p> 	 <p>Did the characters like or dislike the adventure?</p>	<p>Create a 6 box story board for Bob's day. Write an explanation to go with each picture.</p> 	<p>Yesterday you learnt how to identify a quarter. Today you are going to find a quarter of an amount.</p> <p>Watch the video here (Week 1 - Lesson 5)</p> <p><a href="https://whiterosemaths.com/home-learning/year-2/">https://whiterosemaths.com/home-learning/year-2/</a></p>	<p><b>Topic - Finding Answers</b></p> <p>Watch the animation of Fatima and Ollie as they travel back in time to talk to Neil Armstrong.</p> <p><a href="https://www.bbc.co.uk/bitesize/articles/zj93bdm">https://www.bbc.co.uk/bitesize/articles/zj93bdm</a></p> <p>Are you able to answer any</p>

[https://cdn.oxfordowl.co.uk/2019/08/29/13/50/37/10bf76a2-c1dd-42e6-88af-0686acd91609/CommonExceptionWords\\_Y2.pdf](https://cdn.oxfordowl.co.uk/2019/08/29/13/50/37/10bf76a2-c1dd-42e6-88af-0686acd91609/CommonExceptionWords_Y2.pdf)

Read the list.  
Choose the 10 words you think are the trickiest and write a sentence using them.

Challenge - Can you use 2 or more in the same sentence?

Would you have liked the adventure? Would you have been scared?  
Why?

Remember to use time order words, adjectives, adverbs and conjunctions.

Click this link for the activity sheet.

<https://wrm-13b48.kxcdn.com/wp-content/uploads/2020/homelearning/year-2/Y2-Spring-Block-4-WO5-Find-a-quarter-2019.pdf>

of your questions from yesterday?

If not, use books and internet research to find the answers.

