









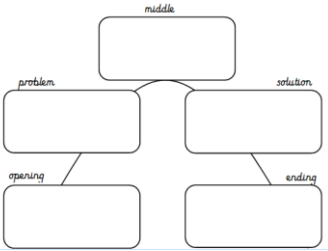









Year 1 Week beginning 11 th May2020	Phonics	Writing Handwriting and Spellings	Maths	Topic	Reading
<p>Monday</p>	<p>Identifying sounds on the sound mats.</p> <p>Reading words on the Speedy Reader.</p> <p>Reading and recognising the igh trigraph.</p> <p>Watch Mr Thorn by clicking the picture below.</p>  <p>Play <u>Picnic on Pluto</u> https://www.phonicsplay.co.uk/PicnicOnPluto.html# Phase 3 - igh</p>	<p>Read/Watch The Smeds and the Smoos Click the picture below to be taken to the video each day</p>  <p>What happens in the middle of the story? Draw a picture and write sentences to match</p> <p>Practice letter writing – a and s. Practice spelling – after and any</p>	<p>Starter – Practice counting in 5s. How far can you go?</p> <p>White Rose Online Maths – <u>Week beginning 27th April</u> Click the picture below to be taken to the website each day</p> <p>Lesson 1 – Find a half</p>  <p>Play an addition game – here is a Space themed one.</p> 	<p>RE – Judaism – The Shabbat Watch the video ‘An introduction to Shabbat’.</p>  <p>Draw a poster to tell someone about Shabbat – include what they do, how they prepare for it, when it is etc. (cleaning, cooking, preparing the table, no work, special sweets etc).</p>	<p>Read ‘The Frog Prince’ on the Oxford Owl Website. Click the picture below to be taken to the book each day</p>  <p>Look at the front cover and make a prediction of the story. Who are the main characters?</p>
<p>Tuesday</p>	<p>Identifying sounds on the sound mats.</p> <p>Reading words on the Speedy Reader.</p> <p>Reading and recognising the ie digraph.</p> <p>Watch Geraldine the Giraffe by clicking the picture below.</p>	<p>Read/Watch The Smeds and the Smoos</p>  <p>What is the solution to the problem in the story? Draw a</p>	<p>Starter – Practice counting in 10s. How far can you go?</p> <p>White Rose Online Maths – <u>Week beginning 27th April</u> Lesson 2 – Find a quarter</p>	<p>Science – Materials – Suitable materials. Thinking back to our Materials unit, decide on a material for a coat for Paddington Bear.</p>	<p>Read ‘The Frog Prince’ on the Oxford Owl Website.</p>  <p>Page 9 – What did toy did the Princess want?</p>

	 <p>Play <u>Buried Treasure</u> https://www.phonicsplay.co.uk/BuriedTreasure2.html Phase 5 - ie</p>	<p>picture and write sentences to match</p> <p>Practice letter writing – o and t. Practice spelling – child and children</p>	 <p>Play an online addition game of your choice.</p>	 <p>Remember Paddington likes to go on his travels! Draw Paddington’s new coat and label the material used and discuss why you chose it.</p>	<p>Page 11 – What happened to her toy? Page 12 – What did the frog say he could do? Page 13 – What did the princess offer to give to the frog?</p>
<p>Wednesday</p>	<p>Flashcards with Ruth Miskin on Youtube https://www.youtube.com/channel/UCo7fbLgY2oA_cFCI9GdxtQ/videos</p> <p>Reading words on the Speedy Reader.</p> <p>Reading and recognising the split <u>i-e</u> digraph.</p> <p>Watch Geraldine the Giraffe by clicking the picture below.</p>  <p>Play Alien Escape – Phase 4 (recap) https://www.phonicsbloom.com/uk/game/alien-escape?phase=4</p>	<p>Read/Watch The Smeds and the Smoos</p>  <p>What happens at the end of the story? Draw a picture and write sentences to match</p> <p>Practice letter writing – i and j. Practice spelling – half and hold</p>	<p>Starter – Practice counting in 10s. How far can you go?</p> <p>White Rose Online Maths – <u>Week beginning 27th April</u> <u>Lesson 3 – Find a quarter</u></p>  <p>Play an online subtraction game of your choice - here some subtraction games.</p> 	<p>PSHE – Relationships</p>  <p>Discuss your family. Who is in your family? Draw a picture to represent this or a family tree. Discuss: What is a family? Who is in your family? Are all families the same? When you think about the word family, does this include pets?</p>	<p>Read ‘The Frog Prince’ on the Oxford Owl Website.</p>  <p>Page 14/15 – How did the frog get the ball? Page 16 – Why did the princess run away from the frog? Page 20/21 – What promise did the princess make the frog?</p>


<p>Thursday</p>	<p>Flashcards with Ruth Miskin on Youtube https://www.youtube.com/channel/UCo7fbLgY2oA_cFClg9GdxtQ/videos</p> <p>Reading words on the Speedy Reader.</p> <p>Reading and recognising y as in why.</p>  <p>Watch the video -</p> <p>Play Yes/No Yeti https://www.phonicsbloom.com/uk/game/yes-no-yeti?phase=5</p>	<p>Read/Watch The Smeds and the Smoos</p>  <p>Draw a story mountain to summarise the different parts of the story and talk through the story with an adult/ How much can you retell?</p>  <p>Practice letter writing – h and c. Practice spelling – find and floor</p>	<p>Starter – Practice counting in 10s. How far can you go?</p> <p>White Rose Online Maths – <u>Week beginning 27th April</u> <u>Lesson 4 – Problem solving</u></p>  <p>Play an online subtraction game of your choice.</p>	<p>History – Neil Armstrong – Mission to the Moon. Click the picture below for the link.</p>  <p>Watch the videos on Bitesize to learn about Neil’s Mission to the Moon.</p> <p>Play the Neil Armstrong Quiz at the bottom of the webpage – Can you get all 5 correct?</p>	<p>Read ‘The Frog Prince’ on the Oxford Owl Website.</p>  <p>Page 22 – What was the plate made from? Page 24/25 – What happened to the frog?! Page 26 – How did the prince turn into a frog? What happened at the end of the story? <u>Answer the questions on Page 30.</u></p>
<p>Friday</p>	<p>Watch Alphablocks</p>  <p>Reading and recognising i as in wild.</p>	<p>Read/Watch The Smeds and the Smoos</p> 	<p>Starter – Practice counting forwards and backwards within 100. Here is a video we like to do in class. https://www.youtube.com/watch?v=v82X6XhsQhs</p>	<p>Extra play time with time to catch up on any tasks you didn’t manage to complete this week.</p>	<p>You choose! Read either a story book, a book on Oxford Owl (There are lots of Space books on here) or a chapter book and</p>

	<p>Read the following word: wild, child, mild, kind, tiger and find.</p> <p>Play a game of your choice on Phonics Bloom.</p> 	<p>What was your favourite part of the story? Draw a picture and write sentences to match</p> <p>Practice letter writing – u and z.</p> <p>Practice spelling – behind and because</p>	<p>White Rose Online Maths – <u>Week beginning 27th April</u> <u>Friday Maths Challenge</u></p> 		<p>then discuss the book with an adult.</p>
--	--	---	--	--	---

*If you would like any feedback regarding the work your child has produced, or any advice then please just send copies/photos on Seesaw and I will get back to you. *

There is also the Reading Challenge to complete, tasks on this timetable will help you achieve the majority of them.

Phase 2 Sound Mat



Phase 3 Sound Mat



Phase 5 Sound Mat



Speedy Reader (igh, ie, i-e, i, y)

FINISH	might	pie	why	mild	sky	slide ←
high →	tie	my	sight	wild	lie	kite ↑
↑ cry	ride	like	midnight	wide	night	← tiger
dried →	right	cries	inside	thigh	knight	five ↑
↑ dry	untie	fire	tries	drive	brighten	fried ←
START →	nine	fly	bride	side	sprain	flies ↑