





Year 1
Home Learning w/c 4th May 2020


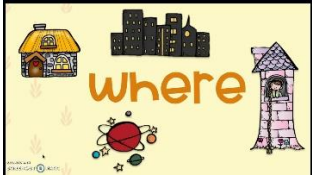


Year 1 4 th May 2020	Phonics and Spellings	Writing and Handwriting	Maths	Topic	Reading
Monday	<p>Identifying sounds on the sound mats.</p> <p>Reading words on the Speedy Reader.</p> <p>Reading and recognising the ai and ay digraph. Rule – ai is usually in the middle of words and ay is usually at the end of words. Practice reading the following words under Day 1 below.</p> <p>Play <u>Picnic on Pluto</u> https://www.phonicsplay.co.uk/PicnicOnPluto.html</p>	<p>Writing a prediction with a drawing to match our new book.</p>  <p>Practice letter writing – b and d.</p>	<p>Starter – Practice counting in 2s. How far can you go?</p> <p>White Rose Online Maths – Week beginning 20th April https://whiterosemaths.com/homelearning/year-1/</p> <p>Lesson 1 – Make Doubles</p> <p>Sing the Doubles song on Youtube https://www.youtube.com/watch?v=8jOzhiACB68</p> <p>Can you write down your doubles as number sentences?</p>	<p>Art – Vincent Van Gogh</p> <p>Researching all about the famous artist. Looking at his pieces of artwork and finding out some facts.</p> 	<p>Reading a book on The Oxford Owl website.</p> <p>https://www.oxfordowl.co.uk/home/reading-site/find-a-book/library-page?view=image&series=Read+Write+Inc</p>
Tuesday	<p>Identifying sounds on the sound mats.</p> <p>Reading words on the Speedy Reader.</p> <p>Recapping the ay and ai digraphs.</p>	<p>Watching/Reading the story – Draw a character and write about what they are doing.</p> <p>https://www.youtube.com/watch?v=UKjiFh7dQsg</p> <p>Practice letter writing – p and q.</p>	<p>Starter – Practice counting in 2s. How far can you go?</p> <p>White Rose Online Maths – Week Beginning 20th April https://whiterosemaths.com/homelearning/year-1/</p>	<p>Art – Vincent Van Gogh</p> <p>Using crayons and or pencils to work on lines and developing different thicknesses. Experimenting with making swirly lines.</p>	<p>You choose! Read your favourite book to an adult.</p>



Year 1
Home Learning w/c 4th May 2020

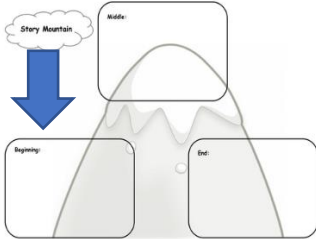

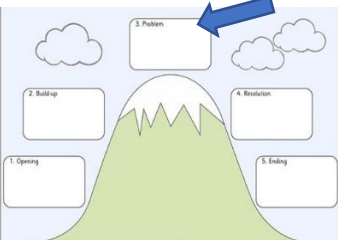


	<p>Introducing the split a-e digraph Reading words which include this digraph.</p> <p>Play Buried Treasure https://www.phonicsplay.co.uk/BuriedTreasure2.html</p>		<p>Lesson 2 – Making Groups Equal.</p>		
Wednesday	<p>Flashcards with Ruth Miskin on Youtube https://www.youtube.com/channel/UCo7fbLgY2oA_cFCIg9GdxtQ/videos</p> <p>Reading words on the Speedy Reader.</p> <p>Recognising and reading the digraphs oi and oy. Rule – oi normally comes in the middle of words and oy at the end of words but there are some exceptions.</p> <p>Play Alien Escape – Phase 4 (recap) https://www.phonicsbloo.com/uk/game/alien-escape?phase=4</p>	<p>Watching/Reading the story – Where is the story set? Can you describe the setting using adjectives?</p>  <p>Practice letter writing – f and g.</p>	<p>Starter – Practice counting in 2s. How far can you go?</p> <p>White Rose Online Maths – Week Beginning 20th April https://whiterosemaths.com/homelearning/year-1/</p> <p>Lesson 3 – Making Equal Groups.</p> <p>Watching the number bonds song and writing them in number sentences. https://www.youtube.com/watch?v=jZi-6-Uhwc</p>	<p>Art – Vincent Van Gogh</p> <p>Mixing blue with black and then with white to develop tones and tints.</p> <p>Using your new shades of blue and your knowledge of ‘Starry Night’ painting techniques to paint your very own Starry Night artwork!</p>	<p>Reading a book on The Oxford Owl website.</p> <p>https://www.oxfordowl.co.uk/home/reading-site/find-a-book/library-page?view=image&series=Read+Write+Inc</p>



Year 1
Home Learning w/c 4th May 2020



<p>Thursday</p>	<p>Flashcards with Ruth Miskin on Youtube https://www.youtube.com/channel/UCo7fbLgY2oA_cFCIg9GdxtQ/videos</p> <p>Reading words on the Speedy Reader.</p> <p>Recognising and reading the digraphs ee and ea. Read the words containing the digraphs. These two digraphs also make the same sound.</p> <p>Play Yes/No Yeti https://www.phonicsbloom.com/uk/game/yes-no-yeti?phase=5</p>	<p>Watching/Reading the story – What happened at the beginning of the story? Draw a picture and write sentences to match.</p>  <p>Practice letter writing – l and k.</p>	<p>Starter – Practice counting in 5s. How far can you go?</p> <p>White Rose Online Maths – Week Beginning 20th April https://whiterosemaths.com/homelearning/year-1/</p> <p>Lesson 4 – Find a half.</p> <p>Watching the number bonds song and writing them in number sentences – encouraging children to write the switchers.</p>	<p>Art – Vincent Van Gogh</p> <p>Evaluating your finished piece.</p>	<p>You choose! Read your favourite book to an adult.</p> 
<p>Friday</p>	<p>Watching alphablocks – ee, ea and e-e https://www.youtube.com/watch?v=2Eunmvlex0c</p> <p>Recap ee and ea with reading the words from yesterday.</p> <p>Introduce e-e which is another split digraph. Read the words containing this split digraph.</p>	<p>Watching/Reading the story – What is the problem in the story? Draw a picture and write sentences to match.</p>  <p>Practice letter writing – m and n.</p>	<p>Starter – Practice counting in 5s. How far can you go?</p> <p>White Rose Online Maths – Week Beginning 20th April https://whiterosemaths.com/homelearning/year-1/</p> <p>Friday – Challenge!</p>	<p>Extra play time with time to catch up on any tasks you didn't manage to complete this week.</p>	<p>Read a chapter book with your child.</p>



Year 1
Home Learning w/c 4th May 2020



	Play <u>Picnic on Pluto</u> – Phase 5 – e-e. https://www.phonicsplay.co.uk/PicnicOnPluto.html				
--	--	--	--	--	--

The following guidance below has been created this week to get you started with the online timetable and moving forward the above timetable will be given alone.

Guidance

Day 1 - Monday

Phonics

Read the sounds on the sound mats below.

Speedy reader - Your child will need a partner for this to read the words - one person reads the yellow and the other the white words. You alternate these until you become at the finished box. Then swap over colours and complete again. (The children are aware of how to use these).

Recognising and reading the digraphs - ai and ay. (A digraph is two letters that make one sound)

Reading the following words:

day

tail

Challenge words:

rainbow

may

mail

Monday

explain

stay

wait

crayon

yesterday



Year 1
Home Learning w/c 4th May 2020



play

paint

birthday

paintbrush

tray

train

entertain

holiday

Today's spellings to practice are - Mr and Mrs

Picnic on Pluto - <https://www.phonicsplay.co.uk/PicnicOnPluto.html>



Year 1
Home Learning w/c 4th May 2020



Phase 2 Sound Mat



Phase 3 Sound Mat



Phase 5 Sound Mat






Speedy Reader (HFW)

FINISH	looked	people	Mrs	Mr	oh	asked ←
called →	were	out	what	when	there	could ↑
↑ their	one	come	little	like	have	some ←
do →	was	all	my	said	so	her ↑
↑ she	they	are	you	be	we	me ←
START →	I	no	go	to	into	he ↑



Literacy

Our new book for the term is *The Smeds and The Smoos* by Julia Donaldson



Simply look at the front cover of the book and make a prediction to what may happen in the book. Children are to write a few sentences about this and can draw a picture to match their prediction. Please remember to use capital letters, finger spaces and full stops. Can your child include any conjunctions in their sentences? (and, so, but, because)

Children are to use their imagination for this task, there are no wrong answers!

Handwriting for the day - b and d. Remember to scoop those letters up!



Year 1
Home Learning w/c 4th May 2020





Maths

1. Practice counting in 2s
2. Access White Rose Maths online - Week beginning 20th April please, I know this is behind a few weeks but at the moment of me planning this work pack, this is the only fully completed week for me to use.
<https://whiterosemaths.com/homelearning/year-1/>
Watch the video clip and then click on get the activity and complete this, there are also the answers on the next document if you wish to download these.
3. Sing the Double song - <https://www.youtube.com/watch?v=8jOzhiACB68>
4. Write out doubles as number sentences - $1+1=2$, $2+2=4$ until you get to $10+10=20$. You can use the songs as much as you like to support this or even use any resources you may have at home. E.g. bricks, beads, socks etc.

Topic - Stargazers

Art - Art this term is based on the work of Vincent Van Gogh - Starry Night. Please spend some time finding out some interesting facts about him and looking at his different pieces of art. Here are some websites to get you started.

https://www.ducksters.com/biography/artists/vincent_van_gogh.php

<https://www.tate.org.uk/kids/explore/who-is/who-vincent-van-gogh>

<https://www.youtube.com/watch?v=qv8TANh8djI>

Who is Van Gogh? Is he still living? Why is he famous? Where did he live? Can you name a famous piece of his artwork?



Reading

Please use the Oxford Owl to read Phonics books - If you have any questions about what Phase your child should be accessing, then please just send me a message and ask 😊.

You will need to make an account to access these if you haven't already done this when I previously put it on Seesaw.

<https://www.oxfordowl.co.uk/home/reading-site/find-a-book/library-page?view=image&series=Read+Write+Inc>.

Day 2 - Tuesday

Phonics

Read the sounds on the sound mats.

Speedy reader - Your child will need a partner for this to read the words - one person reads the yellow and the other the white words. You alternate these until you become at the finished box. Then swap over colours and complete again. (Speedy Readers will be changed weekly).

Recap the digraphs - ai and ay. Read some of the words from yesterday blue and red.

Introducing the split a-e digraph - the last sound in the word goes in between the split digraph. For example - bake would be segmented as: b then the split a-e finishing with the k sound.

make

bake

Challenge words:

amaze

flake

space

lake

take

behave

parade

arcade

game

same

mistake

surname

cupcake



Year 1
Home Learning w/c 4th May 2020



cape

cake

Today's spellings to practice are - oh and people

Buried Treasure - <https://www.phonicsplay.co.uk/BuriedTreasure2.html>

Literacy - The Smeds and the Smoos

Watch the story on Youtube, if you happen to have a copy then please read this instead.

<https://www.youtube.com/watch?v=UKjjFh7dQsg>

Were your predictions correct yesterday?

Task - Draw the two main characters in the story and label them with their names (Bill and Janet).

Write sentences about what the characters are doing, remembering your capital letters, full stops and finger spaces. Don't forget about those conjunctions (and, but, so, because) and your wonderful handwriting! 😊

Example sentences - The Smoos jumped high on the hill. The Smeds splashed in the lake. Bill was jumping on the hill but he found it boring. Bill and Janet missed each other but sometimes they went to meet each other. Bill and Janet went into the rocket because they wanted to be friends.

Handwriting for the day - p and q. Remember to scoop those letters up!

p

q



Year 1
Home Learning w/c 4th May 2020



Maths

1. Practice counting in 2s
2. Can you remember any of your doubles from yesterday? Write out doubles as number sentences - $1+1=2$ etc. How many can you remember?
3. Access White Rose Maths online - Week beginning 20th April Lesson 2.
Making Equal Groups - Grouping
<https://whiterosemaths.com/homelearning/year-1/>
Watch the video clip and then click on get the activity and complete this, there are also the answers on the next document if you wish to download these.
4. Use resources to make the groups on the work sheet to make this practical - Use different pairs of socks to match the first activity. Use counters, lego bricks or anything similar to complete the rest of the tasks.

Topic - Stargazers

Art - Vincent Van Gogh - Starry Night



Year 1
Home Learning w/c 4th May 2020



Look at the picture of Starry Night



Practice drawing lines of different thicknesses using crayons or pencils. Experiment with how to use the pencils or crayons to make thick and thin lines.

Then practice the swirly lines looking closely at the picture above. Are the swirly lines long or short? Can you notice them on the different parts of the artwork?

Have a go at using your crayons or pencils to draw the moon using the small swirly lines with different thicknesses.



Year 1
Home Learning w/c 4th May 2020



Reading

Read your favourite book to an adult today. Can you spot any digraphs or trigraphs in your book? Can you tell your adult who the characters are? Who the author is? What happened at the beginning, middle or end of your story? Was there a problem in your story? If so, what was the solution?



Day 3 - Wednesday

Phonics

Sound flashcards with Ruth Miskin on Youtube - https://www.youtube.com/channel/UCo7fbLgY2oA_cFCIg9GdxtQ/videos

Speedy reader - Your child will need a partner for this to read the words - one person reads the yellow and the other the white words. You alternate these until you become at the finished box. Then swap over colours and complete again. (The children are aware of how to use these).

Recognising and reading the digraphs - oi and oy. (A digraph is two letters that make one sound)

Reading the following words:

toy	coin	<u>Challenge words:</u>	choice
boy	foil	royal	voice
joy	boil	avoid	boiler
enjoy	join	annoy	spoilt
cowboy	point	enjoyed	noise

Today's spellings to practice are - looked and called

Alien Escape - <https://www.phonicsbloom.com/uk/game/alien-escape?phase=4>

Literacy - The Smeds and the Smoos

Watch the story on Youtube, if you happen to have a copy then please read this instead.

<https://www.youtube.com/watch?v=UKjjFh7dQsg>



Year 1
Home Learning w/c 4th May 2020



Task - Identifying where the story is set and using adjectives to describe the story setting.

Write a sentence identifying where the story is set and then write a bank of adjectives describing the story setting.

Children can then use their adjectives to write a sentence or two about the story setting. Don't forget to remember your capital letters, full stops and finger spaces.

Example sentences - The story is set on a planet in space.

The planet is _____ and _____.

The planet has a _____ and some _____.

Handwriting for the day - f and g. Remember to scoop those letters up!

f

g



Year 1
Home Learning w/c 4th May 2020



Maths

1. Practice counting in 2s - How far can you go now?
2. Access White Rose Maths online - Week beginning 20th April Lesson 3

<https://whiterosemaths.com/homelearning/year-1/>

Watch the video clip and then click on get the activity and complete this, there are also the answers on the next document if you wish to download these.

3. Just like yesterday, you can also use practical resources around the home to complete this task. E.g. Using lego bricks and sharing them between two lego characters or sharing objects between yourself and your child. Followed by answering the given questions.
4. Watch the number bonds song on Youtube - https://www.youtube.com/watch?v=jZi-6_-Uhwc
5. Write out your number bonds to 10 in written number sentences ($2+8=10$ etc).

Topic - Stargazers

Art - Vincent Van Gogh



Year 1
Home Learning w/c 4th May 2020



Look at the picture of Starry Night



What colours in the picture can you see? Can you see the different shades of blue?

Task - Adding black and white to blue to make tones and tints (different shades) to use in your finished piece!

Do you have your different shades ready? Have a go at painting your very own version of Starry Night! Remembering how to create those swirly lines, using different thicknesses and short brush strokes.

I can't wait to see your finished piece! 😊



Year 1
Home Learning w/c 4th May 2020



Reading

Please use the Oxford Owl to read Phonics books just like on Monday - If you have any questions about what Phase your child should be accessing, then please just send me a message and ask 😊.

<https://www.oxfordowl.co.uk/home/reading-site/find-a-book/library-page?view=image&series=Read+Write+Inc>.



Year 1
Home Learning w/c 4th May 2020



Day 4 - Thursday

Phonics

Sound flashcards with Ruth Miskin on Youtube - https://www.youtube.com/channel/UCo7fbLgY2oA_cFCIg9GdxtQ/videos

Speedy reader - Your child will need a partner for this to read the words - one person reads the yellow and the other the white words. You alternate these until you become at the finished box. Then swap over colours and complete again. (Speedy Readers will be changed weekly).

Introduce the digraphs - ee and ea. (A digraph is two letters that make one sound)

Have a go at reading some of the following words

see

sea

Challenge words: tree clean teeth

sweet

treat

three cream beast

sweep

tea

sheets dream spree

sheep

beach

Today's spellings to practice are - could and their

Play Yes/No Yeti - <https://www.phonicsbloom.com/uk/game/yes-no-yeti?phase=5>

Literacy - The Smeds and the Smoos

Watch the story on Youtube, if you happen to have a copy then please read this instead.

<https://www.youtube.com/watch?v=UKjjFh7dQsg>



Year 1
Home Learning w/c 4th May 2020



Task - Identifying what happens at the beginning of the story - drawing a picture to represent this and writing sentences to match.

Write sentences about what the characters are doing, remembering your capital letters, full stops and finger spaces. Don't forget about those conjunctions (and, but, so, because) and your wonderful handwriting! 😊

Example sentences - I can see Bill and Janet playing. Extend? At the beginning of the story Bill and Janet are playing separately.

They were told not to play with each other. Extend? Janet and Bill were told not to play with each other because...

Handwriting for the day - l and k. Remember to scoop those letters up!

l

k

Maths

1. Practice counting in 5s - there are lots of catchy songs on Youtube should you need any help.
2. Access White Rose Maths online - Week beginning 20th April Lesson 4

<https://whiterosemaths.com/homelearning/year-1/>

Watch the video clip and then click on get the activity and complete this, there are also the answers on the next document if you wish to download these.

3. Again if you wish too, you could cut out some shapes for your child and then get them to draw the line to make half or to cut the shapes in half. This would be a good opportunity to use playdough if you have any available. Also during meal times you could encourage your child to cut their food in half.



4. Watch the number bonds song on Youtube - https://www.youtube.com/watch?v=jZi-6_-Uhwc

Write out your number bonds to 10 in written number sentences again but today encourage your child to write the switchers. E.g. $2+8=10$ and $8+2=10$. Can your child extend with the subtraction number sentence? $10-8=2$ and $10-2=8$.

Topic - Stargazers

Art - Vincent Van Gogh

Task (Discussion) - To evaluate your finished piece of Starry Night with an adult.

What do you like best about your painting? If you could change one thing, what would it be? What colours did you use? Did you manage to use any different shades? Can you tell me how you painted it? What techniques did you use?

If your child would like to write about their artwork, then this is also fine.

Reading

Read your favourite book to an adult today. Can you spot any digraphs or trigraphs in your book? Can you tell your adult who the characters are? Who the author is? What happened at the beginning, middle or end of your story? Was there a problem in your story? If so, what was the solution?

Day 5 - Friday

Phonics

Alphablocks ee family - <https://www.youtube.com/watch?v=2Eunmvlex0c>



Year 1
Home Learning w/c 4th May 2020



Speedy reader - Your child will need a partner for this to read the words - one person reads the yellow and the other the white words. You alternate these until you become at the finished box. Then swap over colours and complete again. (The children are aware of how to use these).

Recap/read words containing - ee and ea. (A digraph is two letters that make one sound)

Introducing the split e-e digraph - the last sound in the word goes in between the split digraph. For example - Pete would be segmented as: P then the split e-e finishing with the t sound.

Pete	swede	<u>Challenge words:</u>	scene
Steve	these	extreme	concrete
complete	theme	even	evening

Spelling Check - Test your child on the spellings from this week. Can they get all 8 correct?

Play Picnic on Pluto - <https://www.phonicsplay.co.uk/PicnicOnPluto.html>

Literacy - The Smeds and the Smoos

Watch the story on Youtube, if you happen to have a copy then please read this instead.

<https://www.youtube.com/watch?v=UKjjFh7dQsg>

Task - To identify what the Problem is in the story - drawing a picture to represent this and writing sentences to match.

Write sentences about what the characters are doing, remembering your capital letters, full stops and finger spaces. Don't forget about those conjunctions (and, but, so, because) and your wonderful handwriting! 😊



Year 1
Home Learning w/c 4th May 2020



Example sentences - They can't play with each other. Extend? The Smeds and the Smoods can't play with each other because...

Handwriting for the day - m and n. Remember to scoop those letters up!

m

n

Maths

1. Practice counting in 5s
2. Can you remember any of your number bonds from yesterday? Write out number bonds as number sentences - $2+8=10$ etc. How many can you remember?
3. Access White Rose Maths online - Week beginning 20th April - Friday Challenge
4. Complete Challenge 1 with your child. This challenge will probably need adult support and guidance.
5. Use resources to represent the shapes - the star will need to have the same value added together to make 20 so each star would be worth 10 to get you started.

Reading - Chapter book Friday. Read a chapter book with your child or independently, discussing how these are different to normal story books. Can your child apply their phonic knowledge from this week? Spotting digraphs and trigraphs? Simply just enjoy the book 😊.



Year 1
Home Learning w/c 4th May 2020



*If you would like any feedback regarding the work your child has produced, or any advice then please just send copies/photos on Seesaw and I will get back to you. *