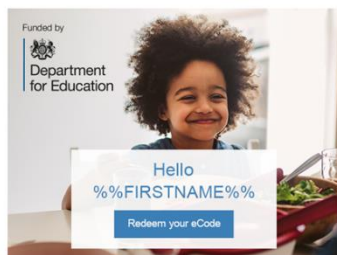


FREE SCHOOL MEAL VOUCHER – EDENRED – EGIFT CARDS

You will receive an email with an activation code, which looks something like this:



Following the closure of schools as a result of the Covid-19 crisis, our priority is to ensure that those families with free school meals entitlement are given the financial support they need to feed their children at home. As an alternative, we are pleased to offer you a supermarket voucher of %%Value%%.

You can choose a voucher from the following supermarkets:

- Sainsburys
- Tesco
- Asda
- Morrisons
- Waitrose (John Lewis)
- M&S food

To choose your supermarket, follow the steps below to redeem your eCode and place your order. Please note that the eCode will expire after **1 month**.

Redemption eCode:
0145331514508126

Follow these steps:

- 1 Click on 'Redeem your eCode'
- 2 Enter the unique 16 digit eCode above and follow the simple security checks
- 3 Select your chosen supermarket and check out

Please note that the supermarket vouchers cannot be used to purchase age restricted products, such as cigarettes and alcohol.

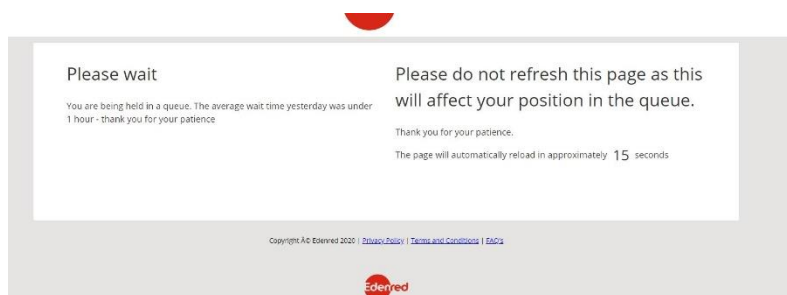
If you have any questions, please refer to these useful [FAQs](#).

Redeem your eCode

If the link doesn't work, please copy and paste the URL into your browser:
<https://www.freeschoolmeals.co.uk>

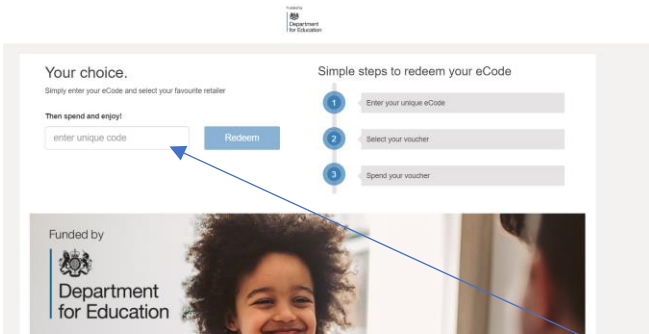
You need to click on Redeem your eCode or type in www.freeschoolmeals.co.uk

You may well then see the following screen



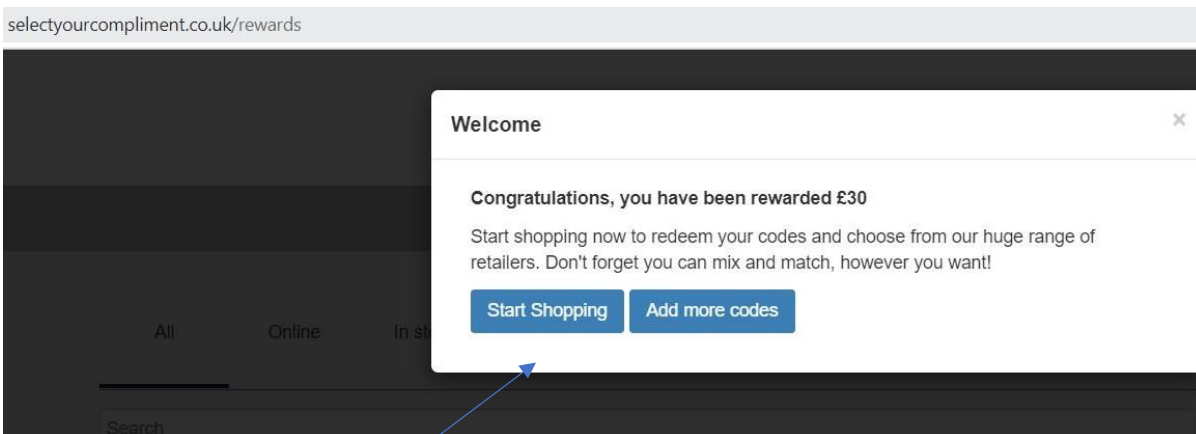
This is because the site is busy, you will either have to wait in the virtual queue or come back later – **PLEASE DO NOT REFRESH THE SCREEN**

OR you will see this screen



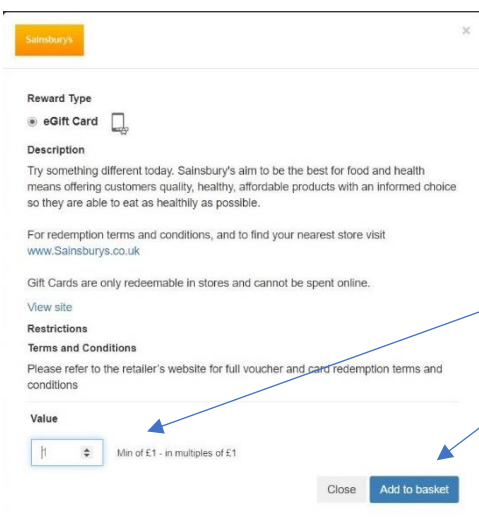
Put your redemption eCode from your activation email in the box

It then takes you to another screen where you can select your preferred Supermarket.



Click on Start Shopping

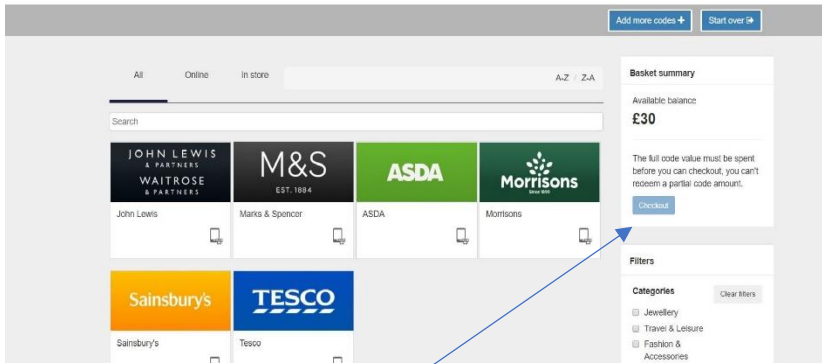
Next page select eGift Card and add the amount of your voucher (as per your activation email)



Change the value to match the amount of the value of the activation email that you were sent.

Then Add to basket

The next screen you choose your supermarket – select the supermarket of your choice.



Then click on checkout

Next screen then asks for your delivery details, input the details of the person that was sent the activation email.

1 MY BASKET 2 ORDER CONFIRMATION

Items in your basket

Sainsbury's eGift Card Remove item £30

Basket summary		Delivery details	
Basket total	Remaining balance	First name*	<input type="text"/>
£30	£0	Last name*	<input type="text"/>
Continue shopping		Email*	<input type="text"/>
		Confirm Email*	<input type="text"/>
		Telephone	<input type="text"/>
		Mobile*	<input type="text"/>

Despite there being Asterix implying that not all fields need to be completed **THEY DO!**

Make sure you put something in each field, otherwise the redeem button doesn't come to life.

Click redeem and you should then get a confirmation of order screen, the gift card will then be emailed to you.

Please be aware this can take a couple of hours.

The eGift Cards are issued in multiples of £15.00, so if you have been issued £60.00 you will receive 4 gift cards and you need to redeem each of them.

The eGift Cards expire one month from issue.